

With Bonus Music from Flagstaff Publishing, Stained Glass Music and Dare Team Press!

Introducing ring ~~the~~ Bonus Music!!

# New Handbell Music



## Summer & Fall 2015

\$4 Shipping  
40<sup>th</sup> Anniversary!

ALL HANDBELL & HANDBONE MUSIC 20% OFF

Featuring Music for Fall & Christmas from



# New Releases at a Glance...

Jeffer's Publications is proud to present our Fall/Christmas 2015 New Releases for handbells and handchimes- we hope you'll find something that fits your choir, occasions and your abilities. To make this easier, we've created the "New Releases at a Glance" section, so you can go straight to the titles that interest you. Thanks, and enjoy the music!

## CHRISTMAS & ADVENT

Manger Lullaby  
Deck the Halls  
Oh, Come, Little Children  
Coventry Carol  
The Bells of Christmas  
The Son of Mary  
The Virgin Mary Had a Baby Boy  
Bring a Torch, Jeanette, Isabella

I Heard the Bells on Christmas Day  
Gloria Fanfare  
Do You Hear What I Hear?  
The Twelve Days After Christmas  
All I Want for Christmas Is You  
Love Came Down at Christmas  
Carol of the Latin Bells

## HANDBELL SOLOS

Manger Lullaby  
Do You Hear What I Hear?

## NEW RELEASES BY LEVEL:

### LEVEL 1

Deck the Halls  
Oh, Come, Little Children  
Morning Has Broken

### LEVEL 2

Holy Manna  
Coventry Carol  
10,000 Reasons  
Worship the King  
Blessed Jesus, At Thy Word  
The Bells of Christmas  
Be Exalted, O God  
Be Thou My Vision

### LEVEL 2+

The Son of Mary

### LEVEL 3-

The Virgin Mary Had a Baby Boy  
Bring a Torch, Jeanette, Isabella  
I Heard the Bells on Christmas Day

### LEVEL 3

Gloria Fanfare  
Eleanor Rigby  
Do You Hear What I Hear?  
The Twelve Days After Christmas

### LEVEL 3+

Playera  
All I Want for Christmas Is You

### LEVEL 4

Love Came Down at Christmas  
Carol of the Latin Bells

### LEVEL 4+

Don't Stop Believin'

## SCHOOL OR SECULAR

Deck the Halls  
Eleanor Rigby  
The Twelve Days After Christmas  
Bring a Torch, Jeanette, Isabella  
Playera  
All I Want for Christmas Is You  
Don't Stop Believin'

## FOR BEGINNERS

Deck the Halls  
Morning Has Broken  
Oh, Come, Little Children

## CLASSICAL

Playera

## CONTEMPORARY WORSHIP

10,000 Reasons  
Be Exalted, O God  
I Heard the Bells on Christmas Day  
Do You Hear What I Hear?

## GENERAL WORSHIP


Holy Manna  
Worship the King  
Blessed Jesus, At Thy Word  
Be Exalted, O God  
Morning Has Broken  
Be Thou My Vision

## HYMN TUNES

Holy Manna  
Worship the King  
Blessed Jesus, At Thy Word  
Gloria Fanfare  
Love Came Down at Christmas  
Morning Has Broken  
Be Thou My Vision

## Table of Contents

TRACK	TITLE	OCT.	ARRANGER	PAGE(S)
1	Manger Lullaby	3-4	Morris	3-4
2	Deck the Halls	3	Mitchell	5
3	Morning Has Broken	4	Smoke	6
4	Oh, Come, Little Children	3	Robert	7
5	Holly Manna	2-5	Hanson	8
6	Coventry Carol	3-5	Hall	9
7	10,000 Reasons	3-5	Ingram	10
8	Worship the King	2-3	Ingram	11
9	Blessed Jesus, At Thy Word	3-5	McChesney	12
10	The Bells of Christmas	3-5	Mazzatenta	13
11	Be Exalted, O God	3-5	Edwards	14
12	Be Thou My Vision	4	Thompson/ Smoke	15
13	The Son of Mary	3-5	McChesney	16
14	The Virgin Mary Had a Baby Boy	3-5	Ingram	17
15	Bring a Torch, Jeanette, Isabella	3-5	Morris	18
16	I Heard the Bells on Christmas Day	3-5	Ingram	19
17	Gloria Fanfare	3-7	Moklebust	20
18	Eleanor Rigby	3-5	Mallory	21
19	Do You Hear What I Hear?	3-7	McChesney	22-23
20	The Twelve Days After Christmas	3 or 5	Waldrop	24
21	Playera	3-5	Vanderweit	25
22	All I Want for Christmas Is You	3-6	Mallory	26-27
23	Love Came Down at Christmas	3-7	Moklebust	28-29
24	Carol of the Latin Bells	3-7	Roberts	30
25	Don't Stop Believin'	5-7	Burt	31-32
Bonus Music from Flagstaff Publishing				33-38
Bonus Music from Stained Glass Music				39-40
Bonus Music from Dare Team Press				41-47
Bonus Music from Ring True				48-63



# MANGER LULLABY

arr. Hart Morris

The original *Manger Lullaby* (RRHB0021) was written by Hart Morris when his first granddaughter was born. Now, 16 years later, he has arranged it for her to play as her first handbell solo. The handbell part is easy and is accompanied by piano. Optional parts for violin and/or flute are included as well, creating a very special moment of worship during the Christmas season. All parts are included in the score.

**Solo Handbells (3-4 octaves) with piano/opt. Flute and/or Violin**  
**RRHB0067**

\$5.95

RTD RIVER MUSIC



*For Emma Nichols - Girl's choir, July 31, 1997*  
*Performed by Emma, December 13, 2013, her sixteenth Christmas*

## Manger Lullaby

For Solo Handbells, piano, and optional flute and/or violin

Handbells (3-4 oct.)

Based on *MUELLER* and *CRADLE SONG*  
Arranged by **HART MORRIS (ASCAP)**

Handbells (3-4 oct.)

Flute and Violin

*For Emma Nichols - Girl's choir, July 31, 1997*  
*Performed by Emma, December 13, 2013, her sixteenth Christmas*

## Manger Lullaby

For Solo Handbells, piano, and optional flute and/or violin

Handbells (3-4 oct.)

Based on *MUELLER* and *CRADLE SONG*  
Arranged by **HART MORRIS (ASCAP)**

Handbells (3-4 oct.)

Piano

Piano



40<sup>th</sup> Anniversary!  
**ALL** HANDBELL & HARMONY MUSIC  
**20% OFF**




Listen!

page(s) of music omitted

ALL  
HARDSELL & HARDWARE  
MUSIC  
**20%**  
OFF

\$ **4** Shipping **40<sup>th</sup>** Anniversary!



# DECK THE HALLS

arr. Kirtsy Mitchell

The ever-creative Kirtsy Mitchell has arranged a very interesting and fun setting of the timeless carol. It is a wonderful teaching piece for choirs just learning techniques, with Marts, Thumb Damps, and Echoes, included, and a few rhythm sticks added in as well. Have fun!

3 octaves (Handbells or Handchimes)  
CP7062

Level 1  
\$4.50

Composers  
Music  
Company



ALL  
HARBELL & HARBOME  
MUSIC  
20%  
OFF

\$4  
Shipping  
40<sup>th</sup>  
Anniversary!

Recorded by:  
Houston  
Bronze



Listen!

## Deck the Halls

for 3 octaves of handbells and/or handchimes

3 octaves  
Handbells used: 24

Major common time 3/4

Old Welsh Tune  
Arranged by KIRTSY MITCHELL

Lively

page(s) of music omitted

Track 3

# Morning Has Broken

(Buessan)



arranged for 4 octave handbells by Gary R. Smoke

## MORNING HAS BROKEN

This simple setting of a favorite melody begins with a quiet introduction. The melody is first heard in the upper voices, accompanied by quarter notes. The melody then is repeated in the middle voices, accompanied again by quarter notes but using thumb damps and plucks. A good introduction for ringing techniques, as gyro and shake are also used.

4 octaves  
HM01091

arr. Gary Smoke

Level 1  
\$3.25

## Morning Has Broken

(Buessan)

used: 30




Trad. Gaelic melody, BUSSAN  
arr. Gary R. Smoke

Quietly (♩ = 88)



Copyright © 2015 by High Meadow Music Publishing. All Rights Reserved.  
P.O. Box 430025, Birmingham, Alabama 35243.  
WARNING: it is illegal to copy this work without permission.



Morning Has Broken

HM-01-091



HM-01-091

Morning Has Broken



ALL  
MUSIC  
20%  
OFF

\$4  
Shipping  
40<sup>th</sup>  
Anniversary!

Recorded by:  
Soundprint  
Productions



Listen!



# OH, COME, LITTLE CHILDREN

arr. Dennis Robert

This lovely carol (words included) beautifully expresses the wonder of Christmas. A simple flute part (optional) adds a great deal to the performance. New and experienced choirs alike will enjoy this Dennis Robert creation.

3 octaves (Handbells or Handchimes)/opt. Flute  
CP7063

Level 1  
\$4.50

Composers  
Music  
Company



ALL  
HARBELL & HARBOME  
MUSIC  
20%  
OFF

\$4  
Shipping  
40<sup>th</sup>  
Anniversary!

Recorded by:  
Houston  
Bronze



Listen!

## Oh, Come, Little Children

Jesus Is Born

for 3 octaves of handbells and/or handchimes and optional flute

Revised: 22



Words and Music by JOHANNA E. SCHULZ  
Arranged by DENNIS ROBERT (ASCAP)

Festive ♩ = ca. 110

optional flute:



page(s) of music omitted



# HOLY MANNA

arr. Nicholas Hanson

Lively, creative and a sure winner in worship or festival, Nick Hanson's setting of this hymn tune is versatile as well, as it may be used by 2, 3, 4 or 5 octave groups. Optional handchimes add even more musical possibilities.

2-5 octaves/opt. 2 oct. Handchimes  
RW8245

Level 2  
\$3.75



By Festival Ringers and Beth Hill Presbyterian Church, Alexandria, Virginia on their 50th Annual Dedication Sunday, 1 October, 1964

## Holy Manna

God, Who Stretched the Spangled Heavens  
Brethren, We Have Met in Worship  
All Who Hunger, Gather Gladly

For 2, 3, 4 or 5 octaves of handbells and optional 2 octaves of handchimes

2, 3, 4 or 5 octaves  
Handbells used: 21, 30, 36 or 44

2 octaves  
Handchimes used: 5

2 octave chime process in 1  
3 octave chime in 2 or 3  
4 octave chime in 2 or 3  
2 and 3 octave chime in 2 or 3

Arranged by NICHOLAS HANSON

Steady ♩ = 100

*mp* *rit.*

Lively ♩ = 120

*f*

*ff*

*mp*

*ff*

*ff*

*mp*

*rit.*

Ringing Word



ALL HANBELL & HANDBEL MUSIC 20% OFF

\$4 Shipping 40th Anniversary!

Recorded by: The Raleigh Ringers



Listen!





# COVENTRY CAROL

arr. Jefferey Hall

Add a special dimension of beauty to your Advent and Christmas season with Jeff Hall's lovely setting of the traditional carol. This arrangement is accesible to many choirs, direct of speech, and truly worshipful.

3-5 octaves with violin or C-instrument  
JHS9526

Level 2  
\$5.50



ALL  
MUSIC  
20%  
OFF

\$4  
Shipping  
40<sup>th</sup>  
Anniversary!

Recorded by:  
The Raleigh  
Ringers



Listen!

## Coventry Carol

Traditional  
arr. Jefferey V. Hall

Violin or C-instrument  
Handbell

Freely (chant like) (♩ = 60)

Violin or C-instrument  
Handbell

Freely (chant like) (♩ = 60)

Violin or C-instrument  
Handbell

♩ = 67

page(s) of music omitted

Slower (♩ = 60)

Slower (♩ = 60)

♩ = 67

Slower (♩ = 60)

Slower (♩ = 60)

\* Violin play should be in 3/4 time and play system enclosed.

Track 7



# 10,000 REASONS

arr. Bill Ingram

This hymn-like ballad by Jonas Myrin and Matt Redman is one of the most popular praise songs released in some time. This arrangement by Bill Ingram is presented in the key of F-major and with the lyrics inserted; it would be very easy for a soloist or the congregation to sing along. Find the tempo that works best for you, but be careful not to rush through it. Be gentle with the marts.

3-5 octaves  
RP7522


Level 2  
\$4.95



## 10,000 Reasons (Bless the Lord)

for 3, 4 or 5 octaves of handbells or handchimes

3, 4 or 5 octaves  
Handbells used: 22, 29 or 35



For more information on this title, visit the "Shop" page at [www.ringsofpraise.com](http://www.ringsofpraise.com). Any marks on this page are for your reference only. Please do not alter any of the words or notation. If you have any questions, please contact us.

Words and Music by  
JONAS MYRIN and MATT REDMAN  
Arranged by BILL INGRAM, ASCAP

Gently - ca. 80



page(s) of music omitted


ALL  
HARBELL & HARBOME  
MUSIC  
20%  
OFF


\$4  
Shipping  
40<sup>th</sup>  
Anniversary!

Recorded by:  
Austin  
Handbell  
Ensemble



Listen!





# WORSHIP THE KING

arr. Bill Ingram

Bill Ingram combines *O Worship the King* with *Come Thou Almighty King* in a very accessible arrangement that will fit in just about any worship service. It will go together quickly and may be useful when larger choirs are missing a ringer or two and need to drop back to an arrangement using fewer bells.

2-3 octaves (Handbells or Handchimes)  
RO3334

Level 2  
\$4.50




Ring Out Press



## Worship the King

LYONS and ITALIAN HYMN  
2 or 3 octaves of handbells or handchimes

3 octaves  
Handbells used: 19 or 27



2 octave choir sound may not be  
Not a ringer with 2 octaves, may be played with 3 octaves, 19 or 27

LYONS by William Gardner's Sacred Melodies, 1815  
ITALIAN HYMN by Felice de Calandini  
Arranged by BILL INGRAM (ASCAP)

Majestically ♩ - ca. 100



page(s) of music omitted




ALL  
HARBELL & HARBOME  
MUSIC  
20%  
OFF

\$4  
Shipping  
40<sup>th</sup>  
Anniversary!

Recorded by:  
Houston  
Bronze



Listen!



# BLESSED JESUS, AT THY WORD

arr. Kevin McChesney

The German tune LIEBSTER JESU is here set for 3-5 octaves and would be perfect for worship or concert. The melody is woven in and out of accompaniment throughout the piece, giving all the bells a chance to sing out. The harmony is enriched at points with newer harmonies' and the tempo is flavored with ritards and "a tempos". A 2-3 octave version (JHS9193) is also available.

3-5 octaves  
JHS9530

Level 2  
\$3.75



ALL  
HARBELL & HARBOME  
MUSIC  
20%  
OFF

\$4  
Shipping  
40<sup>th</sup>  
Anniversary!

Recorded by:  
The Raleigh  
Ringers



Listen!

## Blessed Jesus, At Thy Word

for 3-5 octaves of handbells

LIEBSTER JESU  
Johann R. Ahle  
Arranged by KEVIN MCCHESNEY

4 or 5 octaves

Handbells used: 34, 45, or 56

Unhurried and sensitively

Handbells used: 34, 45, or 56

With more caution

Track  
10



# THE BELLS OF CHRISTMAS

arr. Michael Mazzatenta

With a title like this, how can you go wrong? Michael Mazzatenta has found an older Christmas hymn, DET KIMER NU TIL JULEFEST, and crafted a very beautiful arrangement of this great tune.

3-5 octaves/opt. 3 oct. Handchimes  
RO3332

Level 2  
\$4.50



Ring Out! Press



ALL  
HARBEL & HOME  
MUSIC  
20%  
OFF

\$4  
Shipping  
40<sup>th</sup>  
Anniversary!

Recorded by:  
Houston  
Bronze




Listen!

## The Bells of Christmas

(Det kimer nu til julefest)

3-4 or 5 octaves of handbells and optional 3 octaves of handchimes

3-5 octaves  
Handbells used: 25, 31 or 40



3 octaves  
Handchimes used: 7

Carl G. N. Balke, 1816 - 1855

Arranged by MICHAEL MAZZATENTA (ASCAP)

Liturgical - ca. 122



page(s) of music omitted



# BE EXALTED, O GOD

arr. Dan Edwards

This contemporary praise song by Brent Chambers is arranged by Dan Edwards to be beautifully expressive and suitable for any worship service. Flowing eighth notes (LV'd) are contrasted with percussive staccato notes in the middle section. This is the kind of quality arrangement we have all come to expect from Dan and Ring Praise! Publications.

3-5 octaves  
RP7529

Level 2  
\$4.95



ALL  
HARBELL & HARBOME  
MUSIC  
20%  
OFF

\$4  
Shipping  
40<sup>th</sup>  
Anniversary!

Recorded by:  
Houston  
Bronze



Listen!

3-4 or 5 Octaves  
Handbell level: 30, 35, 40

3 Octaves  
4 Octaves  
5 Octaves

In a worshipful spirit 72

Music by BRENT CHAMBERS  
Arranged by DAN R. EDWARDS

page(s) of music omitted

Track 12

Be Thou My Vision

Traditional Irish Melody, SLAVE  
arr. Peggy A. Thompson & Gary R. Smoke

# BE THOU MY VISION

arr. Peggy Thompson and Gary Smoke

A study in textures, this arrangement begins with the melody appearing in the middle voices surrounded by sustained bells before moving to the upper voices. The thicker texture of the first section gives way to a three part setting of the tune with flowing eighth notes. This texture slowly changes as the melody is presented in the lower voice. The final phrase of the tune returns to the upper bells where it is repeated with growing intensity. The piece ends with an echo of the final few notes of the melody, a brief return of the opening textures, and a sustained four octave arpeggio.

4 octaves  
HM01090

Level 2  
\$3.25

Be Thou My Vision (Slane) arr. Thompson/Smoke 4 octaves Level 2 \$3.25

## Be Thou My Vision

33  
34  
35  
36  
37

Traditional Irish Melody, SLAVE  
arr. Peggy A. Thompson & Gary R. Smoke

(♩ = 84)

1 2 3 4

5 6 7 8

9 10 11 12

Copyright © 2015 by High Meadow Music Publishing. All Rights Reserved.  
P.O. Box 430025, Birmingham, Alabama 35243.  
WARNING: it is illegal to copy this work without permission.

13 14 15 16

17 18 19 20

21 22 23 24

25 26 27 28 bring out melody

29 30 31 32

HM-01-090 Be Thou My Vision (Slane)

33 34 35 36 37

38 39 40 41 sub. mp

42 rit. 43 a tempo 44 45

46 p LV 47 LV 48 LV 49 LV

50 LV 51 LV 52 R 53

Be Thou My Vision (Slane) HM-01-090

4

5 6 7 8 9 10 11 12 13 14 15 16 17 18 19 20 21 22 23 24 25 26 27 28 29 30 31 32 33 34 35 36 37 38 39 40 41 42 43 44 45 46 47 48 49 50 51 52 53 54 55 56 57 58 59 60 61 62 63 64 65 66 67 68 69 70 71 72 73 74 75 76 77 78 79 80 81 82 83 84 85 86 87 88 89 90 91 92 93 94 95 96 97 98 99 100 101 102 103 104 105 106 107 108 109 110 111 112 113 114 115 116 117 118 119 120 121 122 123 124 125 126 127 128 129 130 131 132 133 134 135 136 137 138 139 140 141 142 143 144 145 146 147 148 149 150 151 152 153 154 155 156 157 158 159 160 161 162 163 164 165 166 167 168 169 170 171 172 173 174 175 176 177 178 179 180 181 182 183 184 185 186 187 188 189 190 191 192 193 194 195 196 197 198 199 200 201 202 203 204 205 206 207 208 209 210 211 212 213 214 215 216 217 218 219 220 221 222 223 224 225 226 227 228 229 230 231 232 233 234 235 236 237 238 239 240 241 242 243 244 245 246 247 248 249 250 251 252 253 254 255 256 257 258 259 260 261 262 263 264 265 266 267 268 269 270 271 272 273 274 275 276 277 278 279 280 281 282 283 284 285 286 287 288 289 290 291 292 293 294 295 296 297 298 299 300 301 302 303 304 305 306 307 308 309 310 311 312 313 314 315 316 317 318 319 320 321 322 323 324 325 326 327 328 329 330 331 332 333 334 335 336 337 338 339 340 341 342 343 344 345 346 347 348 349 350 351 352 353 354 355 356 357 358 359 360 361 362 363 364 365 366 367 368 369 370 371 372 373 374 375 376 377 378 379 380 381 382 383 384 385 386 387 388 389 390 391 392 393 394 395 396 397 398 399 400 401 402 403 404 405 406 407 408 409 410 411 412 413 414 415 416 417 418 419 420 421 422 423 424 425 426 427 428 429 430 431 432 433 434 435 436 437 438 439 440 441 442 443 444 445 446 447 448 449 450 451 452 453 454 455 456 457 458 459 460 461 462 463 464 465 466 467 468 469 470 471 472 473 474 475 476 477 478 479 480 481 482 483 484 485 486 487 488 489 490 491 492 493 494 495 496 497 498 499 500 501 502 503 504 505 506 507 508 509 510 511 512 513 514 515 516 517 518 519 520 521 522 523 524 525 526 527 528 529 530 531 532 533 534 535 536 537 538 539 540 541 542 543 544 545 546 547 548 549 550 551 552 553 554 555 556 557 558 559 560 561 562 563 564 565 566 567 568 569 570 571 572 573 574 575 576 577 578 579 580 581 582 583 584 585 586 587 588 589 590 591 592 593 594 595 596 597 598 599 600 601 602 603 604 605 606 607 608 609 610 611 612 613 614 615 616 617 618 619 620 621 622 623 624 625 626 627 628 629 630 631 632 633 634 635 636 637 638 639 640 641 642 643 644 645 646 647 648 649 650 651 652 653 654 655 656 657 658 659 660 661 662 663 664 665 666 667 668 669 670 671 672 673 674 675 676 677 678 679 680 681 682 683 684 685 686 687 688 689 690 691 692 693 694 695 696 697 698 699 700 701 702 703 704 705 706 707 708 709 710 711 712 713 714 715 716 717 718 719 720 721 722 723 724 725 726 727 728 729 730 731 732 733 734 735 736 737 738 739 740 741 742 743 744 745 746 747 748 749 750 751 752 753 754 755 756 757 758 759 760 761 762 763 764 765 766 767 768 769 770 771 772 773 774 775 776 777 778 779 780 781 782 783 784 785 786 787 788 789 790 791 792 793 794 795 796 797 798 799 800 801 802 803 804 805 806 807 808 809 810 811 812 813 814 815 816 817 818 819 820 821 822 823 824 825 826 827 828 829 830 831 832 833 834 835 836 837 838 839 840 841 842 843 844 845 846 847 848 849 850 851 852 853 854 855 856 857 858 859 860 861 862 863 864 865 866 867 868 869 870 871 872 873 874 875 876 877 878 879 880 881 882 883 884 885 886 887 888 889 890 891 892 893 894 895 896 897 898 899 900 901 902 903 904 905 906 907 908 909 910 911 912 913 914 915 916 917 918 919 920 921 922 923 924 925 926 927 928 929 930 931 932 933 934 935 936 937 938 939 940 941 942 943 944 945 946 947 948 949 950 951 952 953 954 955 956 957 958 959 960 961 962 963 964 965 966 967 968 969 970 971 972 973 974 975 976 977 978 979 980 981 982 983 984 985 986 987 988 989 990 991 992 993 994 995 996 997 998 999 1000

HM-01-090 Be Thou My Vision (Slane)



ALL  
HARBELL & HARMONY  
MUSIC  
20%  
OFF

\$4  
Shipping  
40<sup>th</sup>  
Anniversary!

Recorded by:  
Soundprint  
Productions



Listen!

Track  
13



# THE SON OF MARY

arr. Kevin McChesney

This tune may not be as well-known as others, but this setting by Kevin McChesney would provide a lovely and worshipful moment in any Advent or Christmas service. This arrangement has a rich, beautiful quality and can be learned in just a few rehearsals.

3-5 octaves  
RW8244

Level 2+  
\$3.75


*Ringing Wind*





## The Son of Mary

Catalonian Folksong  
Arranged by KEVIN MCCHESNEY

3, 4, or 5 octaves  
Handbells used: M, J8, or 45



Thoughtfully ♩ = 96-104



ALL  
HARBELL & HARBOME  
MUSIC  
20%  
OFF


\$4  
Shipping  
40<sup>th</sup>  
Anniversary!

Recorded by:  
The Pikes  
Peak Ringers



Listen!





# THE VIRGIN MARY HAD A BABY BOY

arr. Bill Ingram

This West Indian carol is a real crowd pleaser and is sure to liven up your worship service or concert program. Despite its level, it sounds more difficult than it really is and should be accessible for many choirs.

3-5 octaves  
RRBL5073

Level 3-  
\$4.50

RED RIVER MUSIC



ALL  
HANDBELL & HARMONY  
MUSIC  
20%  
OFF

\$4  
Shipping  
40<sup>th</sup>  
Anniversary!

Recorded by:  
Houston  
Bronze



Listen!

## The Virgin Mary Had a Baby Boy

For 3, 4 or 5 octaves of Handbells

3-5 Octaves  
Handbells used for 30-45

West Indian Carol  
Arranged by BILL INGRAM / ASCAP

Joyfully (ca. 110)

*mf*

The Virgin Mary had a baby boy  
The Virgin Mary had a baby boy

Oh glorious King - born  
Oh glorious King - born

Oh - believe - er  
Oh - believe - er

He came from the glorious  
He came from the glorious

And

Vir - gin Mar - y had a Baby Boy The Vir - gin Mar - y had a

Sa - by and they said that His name was Je - sus

He came from the glo - rious King - born

He came from the glo - rious King - born He came from the

page(s) of music omitted

He will be the Savior of the world And He will be the Savior

of the world And He will be the Savior of the world and they

said that His name was Je - sus

And they said that His name was Je - sus

Track  
15



# BRING A TORCH, JEANETTE, ISABELLA

arr. Hart Morris

Hart Morris breathes new life into this beautiful French carol. Although not difficult, it is very fresh with handbells, handchimes and a beautiful flute part (included). Although optional, the flute really adds to the overall performance.

3-5 octaves/opt. 2 oct. Handchimes/opt. Flute  
RO3333

Level 3-  
\$5.50



Ring Out! Press




## Bring a Torch, Jeanette, Isabella

For 5 octaves of handbells, optional flute and optional 2 octaves of handchimes


3, 4 or 5 octaves

Handbells used: 31, 34 or 35



2 octaves


Handchimes used: 8



Traditional 17th c. French Carol  
Arranged by HART MORRIS



page(s) of music omitted



ALL  
HARBELL & HARBOME  
MUSIC  
20%  
OFF

\$4  
Shipping  
40<sup>th</sup>  
Anniversary!

Recorded by:  
Houston  
Bronze



Listen!



# I HEARD THE BELLS ON CHRISTMAS DAY

arr. Bill Ingram

This is one of the most popular contemporary Christmas melodies to come along in several years, and Bill Ingram's nice arrangement captures its spirit perfectly. Be sure to take care of the melody, which is often in the bass cleft. Note the optional ending at measure 77 for those who wish to end it like most contemporary singing groups do.

3-5 octaves  
RP7530

Level 3-  
\$4.95



## I Heard the Bells on Christmas Day

Peace on Earth

for 3, 4 or 5 octaves of handbells

3, 4 or 5 Octaves  
Handbell Level 28, 30 or 42

Voicing chords on the 1st and 2nd octaves

HENRY WADSWORTH LONGFELLOW

JEAN BAPTISTE CAEKEN

New Words and Music by BERNIE BERMAN, MARK HALL and DALL O'NEILL  
Arranged by BILL INGRAM (ASCAP)

With feeling *mp* *rit.* *ff*

Copyright © 2008 Travel Zoo Music (ASCAP) My Refuge Music (BMI) (adm. at CapitolCMGPublishing.com) Bernie Herms Music (BMI) / Sony / Alt Tree Pub (BMI) All rights reserved. Used by permission.

page(s) of music omitted

\*Optional ending - play for one minute only and sustain entry, hand held 4 seconds.

ALL  
HARBELL & HARBOME  
MUSIC  
20%  
OFF

\$4  
Shipping  
40<sup>th</sup>  
Anniversary!

Recorded by:  
Houston  
Bronze



Listen!

# GLORIA FANFARE

arr. Cathy Moklebust

This short Cathy Moklebust arrangement is a bold fanfare on *Angels We Have Heard on High*. It may take a bit of rehearsing to master the chromatics, but once done, you are on your way to a big-sounding fanfare that would be perfect as a concert or festival opener, worship introit, introduction to another piece, or on its own as a short anthem. Adding a repeat would make this a longer offering suitable for worship or concert.

3-7 octaves  
JHS9523

Level 3  
\$3.75



ALL  
MUSIC  
20%  
OFF

\$4  
Shipping  
40<sup>th</sup>  
Anniversary!

Recorded by:  
The Raleigh  
Ringers



Listen!

Composed by The Raleigh Ringers, Raleigh, North Carolina  
David Hays, Director  
**Gloria Fanfare**  
Gloria French cast  
arr. Cathy Moklebust (JHS/CAP)

4 octave chromatic notes in [ ]  
With energy (♩ = 120)  
Musical notation for the first system of the Gloria Fanfare, including treble and bass clefs, notes, rests, and dynamic markings like *ff*.

Musical notation for the second system of the Gloria Fanfare, including treble and bass clefs, notes, rests, and dynamic markings like *ff*.


Musical notation for the third system of the Gloria Fanfare, including treble and bass clefs, notes, rests, and dynamic markings like *ff*.

Musical notation for the fourth system of the Gloria Fanfare, including treble and bass clefs, notes, rests, and dynamic markings like *ff*.

Musical notation for the fifth system of the Gloria Fanfare, including treble and bass clefs, notes, rests, and dynamic markings like *ff*.

Musical notation for the sixth system of the Gloria Fanfare, including treble and bass clefs, notes, rests, and dynamic markings like *ff*.

Track 18



JEFFERS Publishing



ALL HANDBELL & HANDBEL MUSIC 20% OFF

\$4 Shipping 40th Anniversary!

Recorded by: The Raleigh Ringers



Listen!

# ELEANOR RIGBY

The popularity of the Beatles has never waned, and this latest offering from our "Handbells Rock" series shows why. Familiar enough to sing along, this setting is truly up to Ron Mallory's always high standard of arranging.

3-5 octaves/opt. 3 oct. Handchimes  
JHS9528

Lennon & McCartney/arr. Ron Mallory

Level 3  
\$4.95

## Eleanor Rigby

For 3, 4 or 5 octaves of handbells, and optional 3 octaves of handchimes.

5 octaves  
Handbells used: 24, 31 or 36

3 octaves  
Handchimes used: 18

3 octave chime substitutes for:  
4 oct. handbells in measures 11-12  
3 octave chime in measures 13-14

By John Lennon and Paul McCartney  
arranged by RON MALLORY JAS. AP.

Eleanor Rigby  
Words and Music by John Lennon and Paul McCartney  
Copyright © 1966 Sony/ATV Music Publishing LLC  
Copyright Renewed  
This arrangement © Copyright 2015 Sony/ATV Music Publishing LLC  
All Rights Administered by Sony/ATV Music Publishing LLC, 424 Church Street, Suite 1200, Nashville, TN 37219  
International Copyright Secured. All Rights Reserved  
Reprinted by Permission of Hal Leonard Corporation

page(s) of music omitted



# DO YOU HEAR WHAT I HEAR?

arr. Kevin McClesney

This tune by Noel Regney and Gloria Shane has become a beloved Christmas standard, and Kevin McClesney's stately and beautiful setting will be enjoyed by both ringers and audience. A full choir version (JHS9471, on recording) is available for 3-7 octaves, while the solo version with keyboard accompaniment (JHS9517) is a must for solo ringers.

3-7 octaves

JHS9471

Full Choir Version

Level 3

JHS9517

Solo Handbells with Keyboard Accompaniment

\$4.25

\$5.95



ALL HANDBELL & HARBORNE MUSIC 20% OFF

\$4 Shipping 40th Anniversary!

Recorded by: The Raleigh Ringers



Listen!

## Solo Version

Johnnie Mackinlay, Glasgow, Scotland, 18th century  
Do You Hear What I Hear?

Music by Noel Regney and Gloria Shane  
arr. Kevin McClesney



Vocalists sing first notes in 1

Handbell Solo (Free) and Keyboard (mf) accompaniment notation.

Handbell Solo and Keyboard accompaniment notation.

Handbell Solo and Keyboard accompaniment notation.

Handbell Solo and Keyboard accompaniment notation.

Handbell Solo and Keyboard accompaniment notation.

Moderately (♩ = c. 96) musical notation for vocal and piano.

Moderately (♩ = c. 96) musical notation for vocal and piano.

Moderately (♩ = c. 96) musical notation for vocal and piano.

page(s) of music omitted

Moderately (♩ = c. 96) musical notation for vocal and piano.

Moderately (♩ = c. 96) musical notation for vocal and piano.

Moderately (♩ = c. 96) musical notation for vocal and piano.

Full Choir Version

Do You Hear What I Hear?

Music by Noel Regency and Gloria Shayne  
arr. Kee in McWhirney

1. The first  
 2. The first  
 3. The first

2. The first  
 3. The first

Freely  
 mf

Moderately (♩ = c. 96)

page(s) of music omitted


ALL  
 HANDELL & HARBORE  
 MUSIC  
 20%  
 OFF

www.HandbellWorld.com

Fax Order Anytime to 803-781-3020

\$4 Shipping for our 40<sup>th</sup> Anniversary!

Follow Us on Twitter!



# THE TWELVE DAYS AFTER CHRISTMAS

arr. Tammy Waldrop

Strikepoint of Texas premiered this Tammy Waldrop arrangement, a hilarious parody of the Christmas carol we all love. It requires a medium voice solo and will have any crowd in stitches with laughter. Perfect for a Christmas concert or an after-Christmas concert or banquet, it will be well worth the work.

3 or 5 octaves w/ vocal solo  
RRBL5074

Level 3  
\$5.95

RED RIVER MUSIC



## The Twelve Days After Christmas

For 3 or 5 octaves of Handbells and Vocal Solo

Use Octaves  
Handbell Case 3 or 5

Three staves for octaves

Words and Music by FREDERICK SLIVER  
Transcribed for Handbells by TAMMY WALDROP (ASAP)

Moderato (ca. 120)

Handbells

Vocal Solo

One, two, three, four, five, six, seven, eight, nine, ten, eleven, twelve.

page(s) of music omitted

Handbells

Two, three, four, five, six, seven, eight, nine, ten, eleven, twelve.

Vocal Solo

Two, three, four, five, six, seven, eight, nine, ten, eleven, twelve.

\*Optional: Repeat vocal line and sing  
\*\*Optional: Vocal Soloist may either hold out the E until the final measure or sing the last phrase with the ringers or alone.

ALL  
HARBELL & HARBOME  
MUSIC  
20%  
OFF

\$4  
Shipping  
40th  
Anniversary!

Recorded by:  
Strikepoint  
of Texas



Listen!





# PLAYERA

This is a marvelous transcription of a rapid-fire and beautiful work by Enrique Granados, famous in classical guitar literature. This is a lively concert offering, great for festivals. Advanced youth and school groups will especially find this one challenging and rewarding.

3-5 octaves  
FBFH1007

arr. Brad Vanderweit

Level 3+  
\$4.50

Handbell Music Company



ALL  
HARBELL & HARBOME  
MUSIC  
20%  
OFF

\$4  
Shipping  
40<sup>th</sup>  
Anniversary!

Recorded by:  
Soundprint  
Productions



Listen!

for both hands on 1 Handbell System

## Playera


Enrique Granados  
duet setting by Karen MacLeskey  
transcribed by Karen Roth

3-5 Octaves  
Handbell used: 10-11-12-13

Octave-chord exercise (1-1)

Andantino (4/4 = 152)

page(s) of music omitted



# ALL I WANT FOR CHRISTMAS IS YOU

arr. Ron Mallory

If you're tired of playing the same old Christmas tunes each year, then try this one on for size! Mariah Carey's modern pop favorite, featured in the film *Love Actually* and now part of the "Handbells Rock!" series, is skillfully set here for 3-5 octaves by talented arranger Ron Mallory. It brings all the fun of the original to handbells. Sure to liven up any Holiday concert!

3-6 octaves/opt. 2-3 octaves Handchimes  
JHS9524

Level 3+  
\$5.95



ALL  
HARBELL & HARBOME  
MUSIC  
20%  
OFF

\$4  
Shipping  
40<sup>th</sup>  
Anniversary!

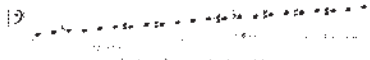

Recorded by:  
The Raleigh  
Ringers




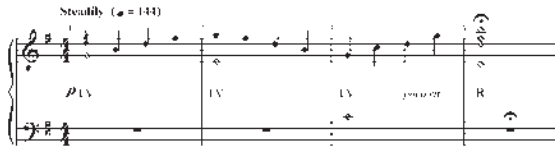
Listen!

## All I Want for Christmas Is You

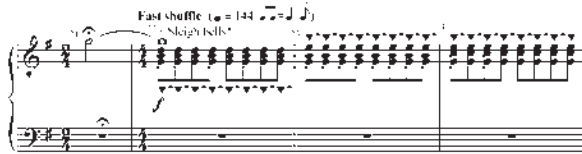
by Mariah Carey and Walter Afanador  
arr. Ron Mallory (JHS 9524)



2 octave chromatic notes in L  
1 octave chromatic notes in R



\* Some notes may be omitted for all notes C 4 or higher placed in an octave below C 4



\* The sound of sleigh bells during some notes from measures 22-23 of the end



page(s) of music omitted

Musical score for the first system, consisting of four staves of piano accompaniment. The notation includes treble and bass clefs, a key signature of one flat, and various musical notations such as chords, eighth notes, and rests.

Musical score for the second system, consisting of four staves of piano accompaniment. The notation includes treble and bass clefs, a key signature of one flat, and various musical notations such as chords, eighth notes, and rests. A dynamic marking of *ff* is present.

\*Fornice con dole le pueras sua pueras ne cetera ab. Job. 2:10 and 17.

Musical score for the third system, consisting of four staves of piano accompaniment. The notation includes treble and bass clefs, a key signature of one flat, and various musical notations such as chords, eighth notes, and rests. A dynamic marking of *mp* is present.

Musical score for the fourth system, consisting of four staves of piano accompaniment. The notation includes treble and bass clefs, a key signature of one flat, and various musical notations such as chords, eighth notes, and rests. A dynamic marking of *ff* is present.

ALL  
HANDS & HARMONIE  
MUSIC  
20%  
OFF

www.HandbellWorld.com

Fax Order Anytime to 803-781-3020

\$4 Shipping for our 40<sup>th</sup> Anniversary!

Follow Us on Twitter!



# LOVE CAME DOWN AT CHRISTMAS

arr. Cathy Moklebust

Originally written as a Christmas poem, this lovely carol has been set to several different tunes. In this arrangement from the Raleigh Ringers series for advanced choirs, Cathy Moklebust uses the Irish tune GARTAN, combines with Gustav Holst's CRANHAM, to create an ethereal experience in her own inimitable style.

3-7 octaves with percussion  
JHS9525

Level 4  
\$5.95



ALL  
HARBELL & HANSON  
MUSIC  
20%  
OFF

\$4  
Shipping  
40<sup>th</sup>  
Anniversary!

Recorded by:  
The Raleigh Ringers



Listen!

## Love Came Down at Christmas

Composed by The Raleigh Ringers, Raleigh, North Carolina  
David Hearn, Director

GARTAN  
Traditional Irish melody  
Incorporating CRANHAM  
Gustav T. Holst, 1874-1934  
arr. Cathy Moklebust (CASA AP)

1-2 Four Trebles  
Handbells of 1000-1200 Hz

3-4 Two Basses  
Handbells of 400-500 Hz

3-7 octave choirs (see notes p. 1)

Ethereal, with much rubato (♩ = c. 72)

Change Tree

1-2 Treble

3-4 Bass

Handbell

*mp* *mf*

\* While the director's notation includes different types of trebbles, no other pitched percussion instrument's may be used in a performance of this piece.

Ch. Tr.

1-2

3-4

Ch. Tr.

1-2

3-4

Ch. Tr.

1-2

3-4

In steadier time, gently (♩ = 72)

In steadier time, gently (♩ = 72)

page(s) of music omitted

First system of musical notation for piano, featuring treble and bass staves with various chords and melodic lines.

Second system of musical notation for piano, including dynamic markings like *pp* and *mp*, and the instruction "In time (♩ = c. 72)".

Third system of musical notation for piano, featuring a vocal line with the instruction "5 octave choirs double top note 8va" and dynamic markings like *mf*.

Fourth system of musical notation for piano, showing complex chordal textures and rhythmic patterns.

Fifth system of musical notation for piano, continuing the piano accompaniment with various chordal structures.

Sixth system of musical notation for piano, including dynamic markings like *mf* and *mp*, and a "Random Mallet" instruction.

First system of musical notation for choir, with parts for Soprano (Sb) and Alto (I.C.) and the instruction "Very freely (♩ = c. 72)".

Second system of musical notation, combining piano accompaniment and choir parts with dynamic markings like *pp* and *mp*.

Third system of musical notation for choir, showing vocal lines for Soprano (Sb) and Alto (I.C.).

Fourth system of musical notation, combining piano accompaniment and choir parts with dynamic markings like *mf* and *mp*.

Fifth system of musical notation for choir, showing vocal lines for Soprano (Sb) and Alto (I.C.).

Sixth system of musical notation, combining piano accompaniment and choir parts with dynamic markings like *mf* and *mp*.

Seventh system of musical notation for choir, showing vocal lines for Soprano (Sb) and Alto (I.C.).

Eighth system of musical notation, combining piano accompaniment and choir parts with dynamic markings like *mf* and *mp*.


ALL  
HANDS & HARBORE  
MUSIC  
20%  
OFF

www.HandbellWorld.com

Fax Order Anytime to 803-781-3020

\$4 Shipping for our 40<sup>th</sup> Anniversary!

Follow Us on Twitter!



# CAROL OF THE LATIN BELLS

arr. James Roberts

Arranger James Roberts has set the beloved Ukrainian Bell Carol like you have never heard it before – with a Latin beat and mostly in 4/4 meter and with optional Claves. Not for the faint of heart, but a real winner for more advanced choirs.

3-7 octaves/opt. Claves  
RRG5017

Level 4  
\$4.50

RED RIVER MUSIC



ALL  
HARBELL & HARBOME  
MUSIC  
20%  
OFF

\$4  
Shipping  
40<sup>th</sup>  
Anniversary!

Recorded by:  
Houston  
Bronze



Listen!

The people of the Great Republic of Ukraine's Orthodox Church. Ukraine, Kyiv.

## Carol of the Latin Bells

For 3, 4, 5, 6 or 7 octaves of Handbells with optional Claves


Mykola I. Kostyukich  
Arranged by JAMES EMORY ROBERTS

Freely

\*This score is a choral score with optional accompaniment for the instruments listed in the program notes on the inside cover including the method of performance. It is not a score for a full band or orchestra. \*\*See arrangement on page 34.

page(s) of music omitted

\*This score is a choral score with optional accompaniment for the instruments listed in the program notes on the inside cover including the method of performance. It is not a score for a full band or orchestra. \*\*See arrangement on page 34.



# DON'T STOP BELIEVIN'

Perry, Schon & Cain/arr. Keith Burt

It's a singalong staple of radio stations, jukeboxes, and karaoke machines everywhere, and now Keith Burt brings it to bells! This wildly popular song by Journey is now part of the Raleigh Ringers series AND our Handbells Rock! Series, and it is sure to entertain, inspire, and rock audiences everywhere!

5-7 octaves  
JHS9527

Level 4+  
\$5.95



ALL  
HARBELL & HARMONY  
MUSIC  
20%  
OFF

\$4  
Shipping  
40<sup>th</sup>  
Anniversary!

Recorded by:  
The Raleigh  
Ringers




Listen!

## Don't Stop Believin'

Written for The Raleigh Ringers

for 5, 6 or 7 octaves of handbells



5 octaves  
Handbells used: 35, 40 or 43



Words and Music by  
Steve Perry, Neal Schon, and Jonathan Cain  
Arranged by KEITH BURT



page(s) of music omitted



ALL  
HARBELL & HARBORE  
MUSIC  
20%  
OFF

\$4 Shipping for our 40<sup>th</sup> Anniversary!  
JEFFERS



**Bonus Music!**



Flagstaff Publishing



**ALL**  
HANDBELL & HARBORNE  
**MUSIC**  
**20% OFF**

# ON THE WINGS OF EAGLES

William Gross

A reflective introduction ushers in a percussive, forceful piece of dramatic proportions. The driving rhythms of malletted bass notes are non-stop, often joined by higher range bells. The theme is carried in single-line or chorded scorings, sometimes adding chimes. The rhythms are challenging with changing beat values throughout. Ringers will have to remain alert but they will get a thrill when they master this exciting work. Begins in F major, modulates to Bb Major, then to C Major.

3-7 octaves w/Opt. 3 Oct. Handchimes  
FLHB721

Level 6  
\$5.50

**ON THE WINGS OF EAGLES**

1 to 7 Octaves  
Handbells used: 12, 10E, 10B, 10D, 10F

3 Octaves  
Handbells used: 7

*Majestically expressive*  $♩ = 100$

William E. Gross

Copyright © 2017 Flagstaff Publishing, a division of Alfred Handbell Supply, Inc.  
PO Box 1728, Ames, IA 50003. All rights reserved. International Copyright secured.  
Copying or reproducing this publication in whole or in part is a criminal act.

FLHB721

3

FLHB721

On the Wings of Eagles  
page(s) of music omitted

11

FLHB721

On the Wings of Eagles

12

FLHB721

**\$4**  
Shipping  
**40<sup>th</sup>**  
Anniversary!



**Bonus Music!**



Flagstaff Publishing



**ALL**  
HARBELL & HARBOME  
**MUSIC**  
**20% OFF**

**\$4**  
Shipping  
**40<sup>th</sup>**  
Anniversary!



## GOD OF THE MOUNTAINS

David Kellermeier

This short subdued piece of native American origin offers a wealth of colorful sounds with rich chords of singing bells and melodic sections for handchimes or solo flute. It is a good study for broadly scored chord ringing at varied dynamic levels for both bells and chimes. It is written in the key of C with no accidentals, so the choir can concentrate on beautiful ensemble accuracy.

**3 or 5 octaves w/Opt. 3 Oct. Handchimes and Flute**  
FLHB722

**Level 2**  
**\$3.50**

*God of the Mountains*  
for 3 or 5 Octave Handbells and 3 Octave Handchimes with (Opt.) Flute

3 OCTAVES  
Handbells and 21 (22)

3 OCTAVES  
Handchimes and 17

David M. Kellermeier (ASCAP)  
Based on a Native American melody

Moderately (♩ = 120)

Moderately (♩ = 120)

Moderately (♩ = 120)

FLHB722

3

Moderately (♩ = 120)

FLHB722

God of the Mountains

4

FLHB722

FLHB722

**Bonus Music!**



# HYMNS FOR THE FAITHFUL

arr. William Gross

This arrangement incorporates four hymns, "Immortal, Invisible" "Faith of Our Fathers", "Take Up Thy Cross", and "To God Be the Glory", in very imaginative inter-weavings of their thematic bits and pieces. The whole is an enjoyable majestic statement with resonant chords often accompanied by throbbing triplet bass notes. The piece begins in F major and ends in E flat major with some areas involving quick accidental shifts.

3 or 5 octaves w/Opt. 2 Oct. Handchimes  
FLHB723

Level 3+  
\$5.50

Flagstaff Publishing



ALL  
HARBEL & HARBEL  
MUSIC  
20%  
OFF

\$4  
Shipping  
40<sup>th</sup>  
Anniversary!



*Hymns for the Faithful*  
Immortal, Invisible - God Only Who  
Faith of Our Fathers, Take Up Thy Cross  
To God Be the Glory

3 Octaves  
Handchimes cost 6

Majestic  $\text{♩} = 72$   
arr. by William E. Gross

FLHB723 Copyright © 2017 Flagstaff Publishing, a division of Arden Handbell Supply, Inc. PO Box 1728, Inver, NC 28645. All rights reserved. International Copyright secured. Copying or reproducing this publication in whole or in part is a criminal act.

Regal, with strength  $\text{♩} = 88-92$   
mp

FLHB723 Hymns for the Faithful

page(s) of music omitted

FLHB723 Hymns for the Faithful

Broaden, freely  
FLHB723

**Bonus Music!**



# BELL TOLL BLUES

William Gross

After a quiet free-flowing introduction featuring singing bells, this piece becomes a driving blues creation with throbbing bass rhythm in 12/8 and jazz chords that add to the excitement. Textures are thick and accidentals fairly frequent but the fun of the finished product makes the learning effort worthwhile.

3, 5 or 7 octaves  
FLHB724

Level 4  
\$5.50

Flagstaff Publishing



ALL  
HARBELL & HARBOME  
MUSIC  
20%  
OFF

## The Bell Toll Blues

7 Octaves  
Hand 36, (31), (25)

7 Oct. Chords with notes in [ ] 7 Oct. Chords with notes in [ ]

Freely, ethereal  $\text{♩} = 60$  William E. Gross

FLHB724 Copyright © 2013 Flagstaff Publishing, a division of Alfred Handbell Supply, Inc. All rights reserved. International Copyright secured. Copying or reproducing this publication in whole or in part is prohibited.

Heavy Blues  $\text{♩} = 72$  3

7 Oct. Chords with notes

FLHB724 The Bell Toll Blues page(s) of music omitted

7 Oct. Chords with notes

FLHB724 The Bell Toll Blues


7 Oct. Chords with notes

FLHB724 The Bell Toll Blues

\$4  
Shipping  
40<sup>th</sup>  
Anniversary!



**Bonus Music!**



# AND A CHILD SHALL LEAD THEM

William Gross

This is a meditative piece that illustrates a Biblical text but also serves for baptism or dedication. It has a folk-song-like tune over perpetual motion inner voice eighth notes giving all ringers plenty to do. There are frequent accidentals and many dynamic contrasts in this lovely work. 67 measures.

3-7 octaves w/Opt. 3 Oct. Handchimes  
FLHB725

Level 5  
\$4.50

Flagstaff Publishing



ALL  
HARBELL & HARBELL  
MUSIC  
20%  
OFF

\$4  
Shipping  
40<sup>th</sup>  
Anniversary!



© 2012 Flagstaff Publishing, a division of Arden Handbell Supply, Inc. All rights reserved. International Copyright secured. Copying or reproducing this publication in whole or in part is a criminal act.

FLHB725

## And a Child Shall Lead Them

(Carolan's Song) William E. Gross

Ethereal  $\text{♩} = 45$

Inspiring, with a pulse  $\text{♩} = 76$

FLHB725

Copyright © 2012 Flagstaff Publishing, a division of Arden Handbell Supply, Inc. All rights reserved. International Copyright secured. Copying or reproducing this publication in whole or in part is a criminal act.

FLHB725

And a Child Shall Lead Them

page(s) of music omitted

FLHB725

And a Child Shall Lead Them

FLHB725

And a Child Shall Lead Them



**Bonus Music!** Just As I Am



Arranged by  
**Carl Wiltse**

**JUST AS I AM**

"Just As I Am" is a useful arrangement of the familiar hymn tune WOODWORTH, taking the listener through the various moods of the text (provided), and incorporating an original melody as well. Begins in the key of C Major, then modulates to Eb Major.

3-5 octaves  
STSGM161

arr. Carl Wiltse

Level 2  
\$4.50

STAINED  
GLASS  
MUSIC



ALL  
HANDBELL & HARMONY  
MUSIC  
**20% OFF**

**\$4**  
Shipping  
40<sup>th</sup>  
Anniversary!



For Play 'N' Sing! Singers in appreciation to All and Women Cellists for their generosity through the years making quality preparation for singers attending the annual Day 1 Year Point of Handbells. Thank you, All and Women, for helping the music learn reach their full musical potential.

**Just As I Am**

3-5 Octaves  
Parts Used: 33 (40) (40)

WOODWORTH  
William B. Bradbury  
arr. Carl Wiltse (ASCAP)

3 octave choirs omit notes in ( )  
4 octave choirs omit notes in < - >  
5 octave choirs play all notes

© 2014 Carl Wiltse

**Just As I Am**

page(s) of music omitted

**Just As I Am**

**Just As I Am**

**Bonus Music!**

# Coventry Carol



arranged by Carl Wiltse  
adapted for sextet by Carol Feather Martin

STAINED  
GLASS  
MUSIC



ALL  
HANDBELL & HARMONY  
MUSIC  
**20%**  
OFF

**\$4**  
Shipping  
40<sup>th</sup>  
Anniversary!



## COVENTRY CAROL

Carol Feather Martin has taken Carl Wiltse's original arrangement of this English carol and adapted it for handbell sextet. The harmonies are nontraditional and dissonant in the midsection, representing the anguish in the carol. Set in G minor, this arrangement is 72 measures.

Handbell Sextet (5 octaves)  
STSGM155

arr. Carl Wiltse & Carol Feather Martin

\$4.25

Coventry Carol  
for 5 octave Handbell Sextet

Handbell Use: 35

16th Century English  
arr. Carl Wiltse  
Adapted by Carol Feather Martin

© 2012 Stained Glass Music, a division of JEFFERS HANDBELLS SUPPLY, PO Box 1728, Greer, SC 29615. All Rights Reserved.

Coventry Carol

page(s) of music omitted

Coventry Carol

Coventry Carol




**Bonus Music!**

### Mountains and Valleys

(Alternate Title: God's Encircling Love)

by Carol and John Dare

Handbells or Chimes



Alternative assignments for difficult bell changes:  
C#1 could be rung by C#2 or the director.  
D#1 is an impossible bell change; it should be reassigning to any singer above C#1.

Performance notes:  
The melody is printed in red.  
Red dynamic expressions apply to the red notes.  
Black dynamic expressions apply to the black notes.  
All other marks in black (crescendo marks and tempo changes) apply to all notes.

Dare Team Press  
www.dareteampress.com

## MOUNTAINS AND VALLEYS

Scored for 2 octaves of bells or chimes, "Mountains and Valleys" is suitable for schools or churches. Featuring a scale-wise, quarter note melody against a background of dotted half note chords, this Level 1 composition introduces the challenge of playing an "exposed" melodic line without the security afforded when the melody occurs as the top note of big chords. Printed in red, the monophonic melody stands out visually. The melody occurs once in each octave, giving all ringers some melodic notes. Alternate assignments are suggested for a few quick bell changes. "God's Encircling Love" can be used as an alternate title for church use.

2 octaves Handbells or Handchimes  
DT4001

Carol Dare & John Dare

Level 1+  
\$3.75

2 Octaves Level 1+ \$3.75

## Mountains and Valleys

(Alternate Title: God's Encircling Love)

by Carol and John Dare

Handbells or Chimes



Alternative assignments for difficult bell changes:  
C#1 could be rung by C#2 or the director.  
D#1 is an impossible bell change; it should be reassigning to any singer above C#1.

Performance notes:  
The melody is printed in red.  
Red dynamic expressions apply to the red notes.  
Black dynamic expressions apply to the black notes.  
All other marks in black (crescendo marks and tempo changes) apply to all notes.

Dare Team Press  
www.dareteampress.com

2 Mountains and Valleys Carol and John Dare

© 2013 by Dare Team Press

© 2013 by Dare Team Press

© 2013 by Dare Team Press

Dare Team Press



ALL  
HARBELL & HARBOME  
MUSIC  
20%  
OFF


\$4  
Shipping  
40<sup>th</sup>  
Anniversary!



**Bonus Music!**

Level 1 5375

**Wide Missouri**



Handbells or Chimes  
2-3 octaves  
by  
John C. Dare

**Dare Team Press**  
www.dareteampress.com

## WIDE MISSOURI

"Wide Missouri" is a Level 1 composition scored for 2 or 3 octaves of handbells or handchimes. There are no bell changes or special techniques. As an aid to ringers and directors, the melody and other notes of equal importance are easy to identify because they are printed in red. For use in schools this title could be coordinated with Geography or with the Lewis and Clark expedition. Some churches might relate the title of this big river to a theme of God's work in nature. 40 measures. Key of C Major.

2-3 octaves Handbells or Handchimes  
DT4002

**John Dare**

Level 1  
\$3.75

Dare Team Press



**ALL**  
HANDBELL & HANDBELME  
MUSIC  
**20%**  
OFF

**\$4**  
Shipping  
**40<sup>th</sup>**  
Anniversary!



**Wide Missouri**

Level 1 (DT-025) *optional*

Two octave choirs omit notes in ( ).

Performance notes:  
The melody and other notes of equal importance are printed in red.  
Red dynamic expressions apply to the red notes.  
Black dynamic expressions apply to the black notes.  
The black crescendo mark applies to all notes.


John C. Dare

DT-4002 - Wide Missouri © 2011 by Dare Team Press

DT-4002 - Wide Missouri

DT-4002 - Wide Missouri

**Bonus Music!**



# ETUDE FOR BELLS OR CHIMES

John Dare

The main theme of this composition features a clear melody in the middle and lower range under a pattern of very easy eighth notes. When this A-section is repeated, the eighth notes use TD's. Suitable for bells or chimes, the "Etuide for Bells or Chimes" can be adapted for bells and chimes by following the suggestion in the program notes. One quick bell change for G5 could be assigned to G6. As an aid to ringers and directors, the melody and other notes of equal importance are easy to identify because they are printed in red. 40 measures. Key of C Major.

2 octaves Handbells or Handchimes  
DT4003

Level 2  
\$3.75

Dare Team Press



ALL  
HANBELL & HANDCHIME  
MUSIC  
**20%**  
OFF

2 Octaves Level 2 \$3.75

## Etuide for Bells or Chimes

by John C. Dare

Handbells or Chimes  
or  
Bells and Chimes  
(see Performance Note #2)

Bells used: 16  
Chimes used: 11 (optional)

**Performance Note #1**  
The melody and other notes of equal importance are printed in red. Red dynamic expressions apply to the red notes. Black dynamic expressions apply to the black notes.  
The crescendo mark in measures 21-24 applies to all the notes.  
The TD in measure 25 applies to the eighth notes.

**Performance Note #2**  
To play with both bells and chimes, use chimes for the red notes in measures 1-8 and 25-32.

Dare Team Press  
www.dareteampress.com

2  $\text{♩} = 120$  Etuide for Bells or Chimes John C. Dare

©2011 by Dare Team Press

©2011 by Dare Team Press

©2011 by Dare Team Press

**\$4**  
Shipping  
**40<sup>th</sup>**  
Anniversary!



**Bonus Music!**

Clouds



Chimes or Handbells  
2 octaves  
by  
John C. Dare

**Dare Team Press**  
www.dareteampress.com

# CLOUDS

Although "Clouds" is designated L3- due to its 6/4 meter, there are no bell changes or difficult rhythms. The quiet melody, easy to identify because it is printed in red, uses mostly quarter notes over dotted half notes. This composition is suitable for handbells or handchimes but the composer prefers handchimes. 45 measures. Key of C Major.

**John Dare**

**2 octaves Handbells or Handchimes**  
**DT4004**

**Level 3-**  
**\$3.75**

Dare Team Press



**ALL**  
HANDBELL & HANDCHIME  
**MUSIC**  
**20% OFF**

**\$4**  
Shipping  
**40<sup>th</sup>**  
Anniversary!



Clouds

Level 3-

Performance notes: The melody is printed in red. Red dynamic expressions apply to the red notes. Black dynamic expressions apply to the black notes.

John C. Dare

DT-4004 - Chime © 2011 by Dare Team Press

Clouds

Level 3-

DT-4004 - Chime

Clouds

Level 3-

DT-4004 - Chime

**Bonus Music!**



## TWO EASY PIECES

John Dare

"Follow Me" uses a chordal melody, printed in red, over a bass line of moving quarter notes. It can be designated at Level 1 even though one pair of eighth notes occurs twice in the bass clef. There is a tempo change for the final three measures. "Angelic Hymn" also uses a chordal melody with the melodic notes doubled an octave lower. The use of red print for melodic notes makes it easy for ringers to identify the melody when it is buried in a chord. The bells used chart shows alternative assignments for the two quick bell changes. "Follow Me" is 33 measures and is scored in C Major. "Angelic Hymn" is 16 measures (but has a repeat) and is scored in Bb Major.

2 octaves Handbells or Handchimes  
DT4005

Level 1  
\$3.75

Dare Team Press



ALL  
HANDBELL & HARBORNE  
MUSIC  
**20%**  
OFF

2 Octaves Level 1 \$3.75

## Two Easy Pieces

- 1. Follow Me
- 2. Angelic Hymn

by  
John C. Dare

Handbells or Chimes

Bells used: 12 (11 Follow Me)



Performance notes for both pieces:

The melody is printed in red.  
Mark dynamic expressions apply to all notes.

Dare Team Press  
www.dareteampress.com

2 1. Follow Me John C. Dare

$\text{♩} = 80$

© 2011 by Dare Team Press

3

© 2011 by Dare Team Press

4 2. Angelic Hymn John C. Dare

Bells used: 17

$\text{♩} = 90$

© 2011 by Dare Team Press

**\$4**  
Shipping  
40<sup>th</sup>  
Anniversary!



**Bonus Music!**



# SCOUTS' LOYALTY MARCH

John Dare

"Scouts' Loyalty March" has a lively, toe-tapping feel. One of the composer's favorites, it should be fun for both ringers and listeners! If the word "scouts" does not feel appropriate for some venues, just call it "Loyalty March." The B-section, in A-minor, uses many G-sharps with a few quick bell changes for G5. Even though the melody is always the top note in this march, red print makes it easier to see. 70 measures. Key of C Major and A minor.

**2 octaves Handbells or Handchimes**  
**DT4006**

**Level 2**  
**\$3.75**

Dare Team Press



**ALL**  
HANDBELL & HARBORNE  
**MUSIC**  
**20% OFF**

2 Octaves Level 2 \$3.75  
**Scouts' Loyalty March**

by  
**John C. Dare**

Handbells or Chimes

Info: march 28



Performance notes:

The melody is printed in red.  
Block dynamics expressions apply to all the notes.

Dare Team Press  
www.dareteampress.com

2 Scouts' Loyalty March John C. Dare

©2013 by Dare Team Press

©2013 by Dare Team Press


©2013 by Dare Team Press

**\$4**  
Shipping  
**40<sup>th</sup>**  
Anniversary!



**Bonus Music!**

Homeward Now



Handbells or Chimes  
6 or 8 ringers  
by  
John C. Dare

Dare Team Press  
www.darteampress.com

# HOMEWARD NOW

John Dare

Two measures with a pair of moving eighth notes plus an easy bell change for A5 and a tempo change at the end classified this composition at Level 1+. Otherwise "Homeward Now" is a very easy piece with chords in the treble clef and a primarily monophonic line in the bass clef. Inexperienced ringers can easily identify the melody because it is printed in red. Although "Homeward Bound" is viable for 6 ringers using only the treble clef notes, the bass line definitely adds richness. 37 measures. Key of C Major.

**2 octaves Handbells or Handchimes (6 to 8 ringers)  
DT4007**

**Level 1+  
\$3.75**

Dare Team Press



**ALL**  
HANDBELL & HANDBEL  
**MUSIC**  
**20% OFF**

**\$4**  
Shipping  
**40<sup>th</sup>**  
Anniversary!



Homeward Now

Performance notes:  
The melody is printed in red.  
Black dynamic expressions apply to all the notes.  
Although the full 8 ringer version is musically more satisfying,  
Homeward Now can be played with 6 ringers using the treble clef only.

Com. motto  $\text{♩} = 80$

John C. Dare

DT-4007 - Homeward Now © 2013 by Dare Team Press

Homeward Now

DT-4007 - Homeward Now

Homeward Now

Andante  $\text{♩} = 60$

DT-4007 - Homeward Now

Bonus Music!



# Noah's Ark

A Quick Musical Adventure for Novice or Non-Ringers  
2 or 3 octaves bells or chimes  
Parts for 2 to 18 (or more) ringers

Narration and Complete Instructions Included

All reproducible for original purchaser

## NOAH'S ARK

Allows non-ringers to learn their parts on-the-spot and then confidently perform an engaging presentation: a narrative with characters brought to life by ringers playing chords and patterns representing different characters. "Noah's Ark" includes Noah, God, the Ark, Animals, Townspeople and Rain. The clever assignment system easily expands to allow from 2 to 18 or even more ringers to flesh out these characters using 2 or 3 octaves. Characters may be taught by rote or by using the Set-Up sheets which show the notated pattern. All materials are included and are reproducible.

2-3 octaves Handbells or Handchimes & Narration/ Parts for 2-18+ Ringers  
RE1001R

Kathleen Wissinger

Level Zero  
\$20.00

## Chord Stories

### Quick Adventures in Ringing

Compiled by Kathleen Wissinger

**What are Chord Stories?** - Part a Role Story, Folk Tale, Fairy Tale or Folktale narrative with chimes bells that represent characters and objects, playing specific notes, a chords or patterns for each character. Ring it in their by role or instrument. No other equipment (rhythms, pads, etc.) is required, the set-up is simple and quick. Flexible instructions are offered to include from 2 to 18+ ringers using 2 or 3 octaves. Chimes are indicated, but handbells could also be used.

**Background:** Chord Stories were developed to allow non-ringers to quickly work up a fun performance-worthy presentation with the goal: "Everybody gets to ring!" I developed Chord Stories leading 2<sup>nd</sup> - 5<sup>th</sup> graders at a week-long music conference. We first met on Monday morning for 45 minutes - and we were scheduled to play for opening worship on Tuesday morning, after getting to know each other, experimenting with ringing chords for the first time, finding notes on the staff and playing chords, teaching rhythm and such. We spent the last 15 minutes on a Chord Story. The following morning we had a quick pre-service run-through on-stage. For most of the ringers, Monday was the last time they had ever touched a chime, and they were confident performing for the entire conference Tuesday morning.

**A key to Chord Stories** is establishing each character's musical signature with a assigning each chime and each ringer to only one character, utilizing all available chimes in your range. This offers a very flexible set-up for the largest possible number of ringers in many different situations.

While originally created for children's groups, Chord Stories can also be a fun activity for teens and adults. Ringers one or two suggest to offer a quick chime or sound for pre-reading, environmental, complete program or festival show presentation. **Feel free to adapt the characters, instruments, and assignments to suit your group.**

**Assignments for Chord Stories** are offered in a hierarchy of characters and chords, depending on the number of ringers and the range of chimes available. Ringers who cooperatively play a character stand together when rehearsing and performing - rhythm keyboard order, etc. A few ringers can represent one or two main characters with just a few notes, while a larger number of ringers might represent more characters using more chimes. Two to four ringers per character is ideal so they can coordinate with each other.

- See the Setup Sheets for 2 and 3 octaves setups for more suggestions for the order to add characters and the order to add chimes to each character (Ringer Part 1, then Part 2, etc.)
- Note the Part Number indicates the order ringers might be added. **NOTE the order they ring in.**
- Some parts like "Rainbow" in Noah's Ark can include many extra ringers, even including chimes used by other characters. See Setup sheets for directions.

**Basic Set-up Sheet templates are included** - which depict each character's assigned chimes and rhythm pattern. A "snapshot" of all parts is included for the director. Character patterns can be taught by rote, but each setup sheet shows a rhythmic representation of the pattern to be played, as a reminder for both director and ringers. These setup sheets allow chimes to be easily positioned in their correct character groups before rehearsal, so performers can quickly and accurately find their chimes. The setup sheets should be placed on tables or floor in the same order each time, so ringers can quickly learn where to find their specific character's chimes, know where to stand and easily return the chimes when finished. You may create extra setup sheets if you want to include extra instruments or a larger range of chimes.

**The director should understand how each character works** so that rote teaching is quick and clear. Visualizing a part is pointing to each ringer in turn will help them understand how their character works. Remember that chimes will not ring in keyboard order, but the directions of the parts in the set-up sheets don't exactly represent the materials being played - they are a notation of a role to play, for the right hand or left hand. When necessary for clarity, setup sheets do indicate left or right hand chime when a single chime is used.

**For example:** The two ringers for Townspeople in Noah's Ark play a well-known taunting "riff" often associated with the words "Nanny, nanny, boo-boo!" Ringer #1 has B5 and C#5, playing them both twice for the first "Nanny" and C#5 only the first chime the second. Ringer #2 plays F#5 and G5, playing them both twice for the first "Nanny" and G5 only the first chime the second. Ringer #3 has E5 and F#5, playing them both twice for the first "Nanny" and F#5 only the first chime the second. Together the two ringers create a complete character statement as "The Townspeople."

## Noah's Ark - narrative

Feel free to adjust or change as needed. Some character parts can play while you are talking, particularly when where noted.

This is the story of **Noah**, a strong faith, a challenge and an amazing journey.

A long time ago, there came a time when **God** was very displeased with **people** in general - they had adopted wicked ways and were not following his wishes. But there was one man who wasn't wicked, and his name was **Noah**.

**God** called to **Noah** one day and told him to build a huge boat, called an **Ark**, and to fill it with two of every kind of **animal**. **Noah** looked around at the desert and must have thought, "There's no **water** to float the **Ark** in!" - and - "How in the world will I gather up all these **animals**?" - and - "I don't even know how to build an **Ark**!" But **Noah** had a strong faith and wanted to obey, so he said to **God**, "I will do as you command."

As the **Ark** began to take shape, the **townspeople** came by to make fun of **Noah**. "There's no **water** for miles and miles around to float this **Ark** in!" the **people** taunted, "Are you sure you heard **God** correctly? You must be crazy to think you can convince any **animals** to get into this **Ark**!" And then, laughing, the **people** went away and continued their wicked ways.

At last the **Ark** was finished, and, two-by-two, the **animals** from all over came to be loaded in. **Noah** also called his family to come on board the **Ark**, but not the **townspeople**. The huge door on the **Ark** was closed, and it began to **rain**! The **townspeople** probably got tired of laughing and went home. It **rained** more, pouring down, for 150 days until the land was **flooded**.

The **animals** and **Noah** and his family, safely in the **Ark**, floated on the **water** for a long time, until they landed on a mountain top. **Noah** let all the **animals** off the **Ark**, and **God** promised to never do this again to the **people** and showed this by throwing a **Rainbow** across the sky.

Copyright © 2014 Kathleen Wissinger. All rights reserved. This work is licensed under a Creative Commons Attribution-NonCommercial-ShareAlike 4.0 International License. <http://creativecommons.org/licenses/by-nc-sa/4.0/>

## 3 Suggestions for Assigning, Teaching and Performing Noah's Ark

### Deciding on assignments and set-up

- "Noah" is represented by evenly played quarter, quarter, half-note - The G's and C's play every note in the pattern. The F's play only the quarter notes and the E's play the half note. So the half-note is best given to one person - who plays E-F (which is easier than just playing the F). The G's and C's can be given to any number of ringers who play on notes 1-2-3. (The 2-3 oct. version is shown all right.)
- "God" is represented by a D, two or chord played three times, half note, half note, whole note, half. All ringers ring the same rhythmic pattern with all chimes. (2-3 oct. version shown below)

NOAH - 2 oct.

Part 3      Part 2      Part 1

G4 - C5 G5 - B5 F5

GOD - 2/3 oct.

Part 3      Part 2      Part 1

A5 - A4 B4 - D5 F#5

All Ringers

Part 1

D4 F#4      8 8 8

God is great!

All of these patterns can easily be taught by rote - but the Set-Up sheets help to give all ringers their patterns, too. Note that the signatures are not needed in the set-up sheets - note values alone allow these patterns to be demonstrated and mimicked. It's not always necessary, but, as a reminder, a half a minute can be devoted for any pattern such as: God - 8 8 8 8 8 8 8 8

These are the two main characters, so if you have four ringers the assignments could be: Ringer #1: Noah - part 1: E's and F's; Ringer #2: Noah - part 2: G's and C's; Ringer #3: God - part 1: D's and F#5; Ringer #4: God - part 2: A's and A5

**Adding more ringers to the group** allows more notes to be added in either "Noah" or "God" and expand the character set by adding "Ark" - which uses 2-3 oct. and 2-3 oct. chimes playing left-right-left-right-left-right-left.

**Adding yet more ringers** allows any or all existing characters to have more notes added and/or to add still more characters - "Townspeople" - "Animals" - "Rain" until an entire 3-octave chime or bell set is fully utilized - ideally, three or four ringers per part is maximum - to help them coordinate their part together as a small group.

**To accommodate even more ringers**, some parts can be shared by 2 ringers (especially 3-riff chords). **Note that some character parts are carefully assigned to make rhythm parts balance - they are meant to play and coordinate.** "Townspeople" is a good example. So setting up such parts to include more ringers may make these parts more difficult to play. When set-up sheets are free to revise rhythms and assignments making new Set-up Sheets to create additional character parts, to add percussion instruments or more sets of chimes/bells - all to allow your ringers to be involved, confident and successful. Puppets or actors could also be employed to broaden the scope of the entertainment and include those people

ARK - 2/3 oct.

Part 3      Part 2      Part 1

D6 C6 - F6 G6 - A6 B6

NOAH - 2 oct.

Part 3      Part 2      Part 1

Part 3  
G4 - C5 G5 - E5 F5  
Part 2  
Part 1

NOAH - 2 oct.

page(s) of music omitted

ALL HANDBELL & HANDBELL MUSIC 20% OFF

\$4 Shipping  
40th Anniversary!





Bonus Music!

# Stone Soup

A Quick Musical Adventure for Novice or Non-Ringers  
2 or 3 octaves chimes or bells  
Parts for 2 to 18 (or more) ringers

Narration and Complete Instructions Included

All reproducible for original purchaser



## STONE SOUP

Allows non-ringers to learn their parts on-the-spot and then confidently perform an engaging presentation: a narrative with characters brought to life by 2 to 18 or more ringers playing chords and patterns representing different characters. "Stone Soup" is a European/Scandinavian folktale introducing the characters of The Traveler, Iron Pot, Stone, Villagers and Food (it's also known as "Nail Broth" popularized by the *Danny Kaye Tells Six Stories From Faraway Places* album). Characters may be taught by rote or by using the Set-Up sheets which show the notated pattern. All materials are included and are reproducible.

2-3 octaves Handbells or Handchimes & Narration/ Parts for 2-18+ Ringers  
RE1002R

Kathleen Wissinger

Level Zero  
\$20.00

## Chord Stories Quick Adventures in Ringing

Created by Kathleen Wissinger

**Part 1** Play a Bible Story, Folk Tale, Fairy Tale or Fabre narrative with 4 chimes bells that represent characters and objects, playing specific notes in chords or patterns for each character - taught either by rote or "metal on." No other equipment needed, parts sheet is required. The set-up is mobile and quick. Flexible instructions are offered to include from 2 to 18+ ringers using 2 or 3 octaves of chimes and/or cello. Handbells can also be used.

**Background:** Chord Stories were developed to allow non ringers to quickly work up a fun performance worthy presentation with the general "Everybody gets to ring!" I developed Chord Stories leading 2nd - 5th grades at a weekly music conference. We first met on Monday morning for 45 minutes and we were scheduled to play for opening worship on Tuesday morning, after getting to know each other, experimenting with ringing chords for the first time, finding notes on the staff and ringing chords, echoing rhythms and such. We spent the last 10 to 15 minutes on a Chord Story. The following morning we had a quick jam session, run through off stage. Fun part of the ringers, Monday was the first time they had ever touched a chime, and they were confident performing for the entire conference Tuesday morning.

**A key to Chord Stories** is establishing each character's musical "signature" while assigning each chime and each ringer to only one character, utilizing all available chimes in your range. This offers a very flexible set-logic for the largest possible number of ringers in many different situations.

While originally created for children's groups, Chord Stories can also be a fun activity for teens and adults ringers and/or non ringers to offer a quick children's service, scripture reading enhancement, church program or talent show presentation. Feel free to adapt the characters, instruments and assignments to suit your group.

**Assignments for Chord Stories** are offered in both churchly characters and chords, depending on the number of ringers and the range of chimes available. Ringers who cooperatively play a character stand together when rehearsing and performing "metal on" keyboard order. At all, a few ringers can represent one or two main characters with just a few notes, while a larger number of ringers might represent more characters using more chimes. "Two to four ringers per character is ideal" so they can coordinate with each other.

- See the Set-Up Sheets for 2 and 3 octave options as well as suggestions for the order to add characters and the order to add notes to each character (ringer Part 1, then Part 2, etc.)
- Note the Part Number in character codes; ringers can be added, NOT the order they ring in.
- Some parts like "Ham" in Noah's Ark can include many different ringers and/or adding chimes used in other characters. See Set-Up sheets for directions.

**Basic Set-up Sheet templates are included** - which depict each character's assigned chimes and rhythm pattern. A Snapshot of all parts is included for the director. Character patterns can be taught by rote, but each set-up sheet shows a rhythmic representation of the pattern to be played - as a reminder for both director and ringers. These set-up sheets also show chimes to be played in their correct character groups before rehearsal or performance, so ringers can quickly and accurately find their chimes. The set-up sheets should be based on labels or codes in the same order each time, so ringers can quickly learn where to find their specific character's chimes, know where to stand and ring, return the chimes when finished. You may create extra set-up sheets if you want to include extra instruments or a larger range of chimes.

**The director should understand how each character works** on their rote teaching of chime and chime. Vocalizing a part and going into each ringer in turn will help them understand how their character works. Remember that chimes we find on a keyboard order for the most part, and the depictions of the parts in the set-up sheets don't exactly represent the "metal on" playing. They give a cartoon of single rhythms for the high low chime in hand. When necessary for clarity, set-up sheets do indicate left or right hand chime when a single chime is used.


**For example:** For Iron Pot - Part 1 can play D6 - A5-D6 (left-right-left); alone. Add a ringer and Part 2 plays B4-C5-B4 in the same rhythm. Add Part 3 similarly on G4-A4-B4. If you have 3 octaves and a 4th available - ring Part 4 rings G5-D4-G5, 1/2 starting the character of the Iron Pot.

### 3 Suggestions for Assigning, Teaching and Performing Stone Soup

**Deciding on assignments and set-up**

- "Stone" for the 3rd Set-Up Sheet example at right is represented by a thumb stamped rhythmic pattern. Part 1 can play a one part: H L R L R L. Set-up for 1, 2, 3, 4. Add Part 2 which plays R L R L R L - set-up for 2, 3, 4. The character is now fully staffed. Note: this character does not lend itself to splitting parts for non ringers. As the only Part 1 ringer would be playing only the hands, with Part 2 ringers playing the chimes, rhythm is well.
- "Traveler" for 2nd set-up sheet is represented by an irregular rhythm: 1 - 2 - 3 - 4. In this case, Part 1 plays 1 then R then A5 then D6. Adding Part 2 makes the statement with the G5, played out. Adding Part 3 makes another made B7, played out. Adding Part 4 to this character is now: Part 1 (1 - 2 - 3 - 4) and Part 3 (1 - 4).

Stone - 3 oct.  
Part 1 Part 2  
F#4 A#4 - C#5 F#5



### Traveler - 2 oct.

Part 2 Part 3 Part 1  
C6 - A#4 F5 - A#5 F6



All of these patterns can easily be taught by rote - but the Set-Up Sheets help form and make their patterns. The Rhythmic Time signatures are well needed in the set-up sheets - note values alone often these patterns to be demonstrated and learned. It is not always necessary, but as a reminder, set-up sheets can be devised for any pattern.

### Villagers - 3 oct.

Part 1 Part 2 Part 3  
C5 C7 - F5 C6 - G#6 A6



**Adding more ringers to the group** - when more notes to be added to characters, expanding the character list by adding just "Villagers" - Part 1 which plays alternating B6 and C7, and Part 2 which plays quarter quarter notes.

**Adding yet more ringers** - allows any or all of the characters to have more notes added and/or add to more characters. Non ringers can play a 2 octave or 3 octave set-up sheet fully or use 1/2 set-up sheet or four ringers per part to make more. To help their count take their part together with a group.

**To accommodate even more ringers**, some parts can be shared by 2 ringers (played in simple chords). Note that some character parts are carefully assigned to make rhythm parts easy for novice ringers to play and remember. To be specific is a good example. So set-up sheets can include more ringers, may have these parts played out to play. Shaded in just needs to be free to create rhythms and assign parts making new Set-Up Sheets to create additional character parts. In and percussion, drum, more or more sets of chimes, etc. allow your ringers to be involved, confident and successful. Pupils or actors could also be employed to broaden the scope of the presentation and involve more people.


### Stone Soup - Characters for 2 or 3 octave ranges

Below are "snapshots" of each character - fully staffed - to help you teach each pattern by rote.

Play any or all notes within your two octave range.



Play any or all notes within your three octave range.



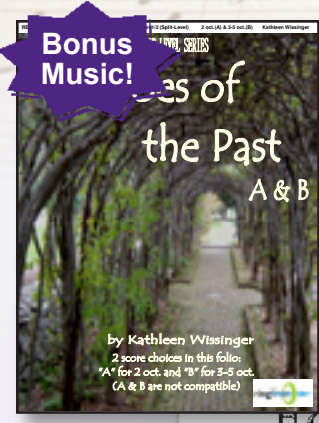
Part 2 Part 3 Part 1  
C6 - A#4 F5 - A#5 F6  
Traveler - 2 oct.

page(s) of music omitted

ALL  
HARBELL & HARBELL  
MUSIC  
20%  
OFF

\$4  
Shipping  
40th  
Anniversary!






# ECHOES OF THE PAST A & B

Kathleen Wissinger

This mesmerizing piece features a repetitive Level 1 echo pattern in the lower bells and a Level 2 modal melody in treble. Two different versions in the folio allow a custom fit for ringers: "A" for 2 octaves contains the L2 melody from A5-G6 while G4-G5 ringers play the L1 echo patterns – and "B" for 3-5 oct. has the L2 melody from F5-C7 and 5 L1 positions from C4-E5. "B" also offers a L1 C3-B3 bass score. Rehearsal notes are included as well. Note: "A" and "B" are not compatible. Part of the "Split-Level Series" which features Level 2 pieces with specific Level 1 positions, to seamlessly integrate new or beginning ringers into an established group; also useful for multiple-grade ensembles in schools.

Split Level 2 Oct & 3-5 Oct HB  
RE2001AB

Level 1/2  
\$5.00



## Echoes of the Past - A

For Makenna, Mariela, Charles and Timothy, RCS 2009  
and for William, Jakob, Iain, Peter, Makaela, Rachel, RCS 2011

by Kathleen Wissinger

Split-level Series  
Level 2 positions A5-G6  
Five Level 1 positions G4-G5 (AB5 & 11-1)

Note: Echoes of the Past - A (2 oct.) is NOT compatible with Echoes of the Past - B (3-5 oct.)

2 OCTAVES  
Handbells Used: 16



### Rehearsal suggestions:

- 1. Warm up with new intervals (Level 1) pattern of all intervals as first and last on one reading. All reading in 4/4 time. (Part 2) And/or focus on first and last hand's hand and left hand in 2/4 time.
- 2. Note each of the 16 handbells, 8 on the staff, apply to similar notes above and below.
- 3. Musicians can be taught next, and some may be taught first and last, then move from the pattern before entering. Above 2/4, a good height to "breathe" above the staff. You can enter as a "designer" or as a "reader" (see note on page 10). Musicians should be performed with the entire melody, the path for the melody, and 1 step toward or 1 step to the edge of the staff.
- 4. Musicians can help to focus on the rhythm of the melody. Use the rhythm of the melody to guide them.
- 5. Emphasize the melody of the melody. Use the melody to guide them.
- 6. Consider the timing of the melody and the melody of the melody.
- 7. Long time for the melody of the melody. Use the melody to guide them.
- 8. Use the melody to guide them. Use the melody to guide them.

Copyright © 2015 Kathleen Wissinger. All Rights Reserved. Printed in USA.  
Printed and distributed exclusively by Jeffrey Handbell Supply, www.HandbellWorld.com

## Echoes of the Past - A

Moderato = 88 2 Octave Score Kathleen Wissinger



Copyright © 2015 Kathleen Wissinger. All Rights Reserved. Printed in USA.  
Printed and distributed exclusively by Jeffrey Handbell Supply, www.HandbellWorld.com



Echoes of the Past - A - Wissinger



Echoes of the Past - A - Wissinger page(s) of music omitted

ALL  
HARDBELL & HARDWARE  
MUSIC  
20%  
OFF

\$4  
Shipping  
40<sup>th</sup>  
Anniversary!



Bonus Music!



by Kathleen Wissinger

2 score choices - each with up to 6 optional L1 positions  
A: 2-5 oct with 5 core L2 positions (D5-F4) and opt. #1-5\* (see B. 3 oct. with 5 core L2 positions (D5-F4)  
Note: Scores A and B are NOT compatible. Choose the one that fits your group.  
\*Some new members (L1 & 2) will need to be introduced to specific handbell positions.  
All #\* note pairs are within individual positions.

# MORNING SONG A & B

Kathleen Wissinger

Features a Level 2 piece with specific Level 1 positions to seamlessly integrate new or beginning ringers into an established group; also useful for multiple-grade ensembles and multi-level Festivals. Features a sprightly melody that relies on a core of 5 L2 ringers using 8th notes, while the optional "outlying" L1 positions invite newer ringers to confidently play with simpler chords and quarter notes. Offered in 2 settings in different keys to allow flexible assigning of your L1 ringers. A variety of techniques are used, and a Unison Exercise sheet is included. Morning Song is a great teaching piece for your L2 ringers as the 8th note pairs are all rung by individual ringers, making them much easier to count and ring.

Split Level 2-5 Oct HB & 3 Oct HB  
RE2302AB

Level 1  
\$5.00

## Split-Level Series

This series targets mixed ringing groups with different levels of experience among members. It is a class in which younger ringers join an experienced group each year, an established group adds new ringers into the fold, or simply a group of mixed abilities in which everyone wants to learn. The core ringing positions are Level 2 (1, 2) and, in this piece, up to 6 optional positions. In addition, these are simply fun pieces for any L2 group to play.

Split Level pieces are also a welcome addition to Festivals and mixed ringing, allowing all ringers to confidently participate in performance. *Make your core ringers ring core positions: 3, 4, 5, 6, 7, 8, 9, 10, 11, 12.*

*Morning Song* is presented in two different keys for flexibility. These two scores cannot be played together. Select the setting that best suits your ringers' needs. Both versions feature 5 core Level 2 ringing positions and from zero to six optional Level 1 positions within 3 octaves.

*"Morning Song A"* (2-5 oct.) has a core of five Level 2 ringers from D5-F4. These Level 2 ringers handle the melody line and all 8th notes. The remaining six L1 positions - in 4 oct. (C4-G3 and M6-C7) are optional and can be added as needed. I suggest you add positions from the core outward.

For example, if you have 2 new ringers, they can ring 1-G-M and B6-C7 or 2-G-A4 and B4-C5 or A-B4-C5 and G-A5.

1-1 Ringer #4 can be added at 1-B4-C5 or 2-1-1-4 or G-A5 or 1-G-A4 or B6-C7, and so on.

Two ringers for C-A-B4 may be added: 2 ringers at 1-2 with weaving, or 4 or 5 ringers with 1-1-2 bells, each with 1-1 parts. Thin notes as needed for ease of ringing.

*"Morning Song B"* (A or E) works similarly, except the 5 core L2 positions are in a higher range (A5-C7), with the 6 L1 positions covering 1-5-6-5 down to C4-D4. This version requires a 3 octave flexible range for the L2 positions and can accommodate zero to six L1 ringers from 1-5 down.

Note: *"Matinata 1, 11 & 11"* - another offering in the Split Level Series, is the same melody and layout as *"Morning Song"* but is set in the key of C and offers in 3 compatible scores, each offering a different number of L1 positions. Score I has one to six L1 positions (1-5-6); Score II has two L1 positions (1-5-6 and A-B5); and Score III is an all L2 piece. *The Matinata 1, 11, 11 collection is NOT compatible with either of the Morning Song scores.*

Some Split Level pieces offer learning sections in a reproducible Master format for beginning ringers starting with very easy L1 scores with whole and half notes, moving to L1 scores with quarter notes, and on to L1 scores with articulations are added. Ringers may perform from any one of these versions. Check the letters website [www.HandbellWorld.com](http://www.HandbellWorld.com) to see what's currently available.

I have learned from some of the best pedagogues in the handbell world that all ringers can play successfully and confidently when they are properly trained and given music they can understand. Split level pieces have proven time and again in classroom, rehearsal, Festival and concert to be an excellent resource to develop confident, capable ringers, allowing all ringers to play to the best of their ability.

With my best wishes, Kathleen Wissinger, [ringTrueMusic.com](http://ringTrueMusic.com)

## Classing Series

One more note on *Morning Song Matinata* - they are also set for specific ringing ease to teach 8th notes to further assure ringing success, all 8th note pairs in these pieces are played within a usual ringing position - small ringers will play "1" and "2" and "3" and "4" but never "5" and "1" or "7" and "2" which is a more complex rhythmic skill. See the Unison Exercise sheet provided on Page 5.

# Morning Song A

Split Level Series (L1 to 5 Oct) L1 Positions C4-D5-G-A-B4-C7 (A or E)

Copyright © 2015 Kathleen Wissinger. All Rights Reserved. Printed in U.S.A.  
Printed and published exclusively by Kathleen Wissinger, [www.HandbellWorld.com](http://www.HandbellWorld.com)

Morning Song A - Wissinger

Morning Song A - Wissinger


page(s) of music omitted

ALL HANDBELL & HANDBEL MUSIC 20% OFF

\$4 Shipping 40th Anniversary!



Bonus Music!



# PROVIDENCE

This cheery piece will delight your ringers and audience with its bold chords, catchy melody, Mixolydian mode and many techniques. "Providence" allows ringers to experience more challenging and harmonically-interesting music in an easy-to-read score. The many techniques (mart lift and mart (mallet for bass), echo, vibrato, LV, thumb damp, shake and ring touch) as well as bell changes and rhythm patterns can be taught and practiced with the included Unison Exercise sheet. Once they've mastered this sheet, your ringers will be well-prepared to ring "Providence" with assurance. It is ideal for school programs, concerts, worship and Festival settings. A bonus piece "Processional Praise" is included as well.

3-5 octaves  
RE3003

Kathleen Wissinger

Level 1+  
\$5.00

## Providence

For the 5th grade ringers, RCS 2015  
Made'taine, Josie, MacDzie, Colin, Virginia, Mary, Josiah, Henry,  
Aidan, Hudson, Ada, Afana, Micah, Jax & William

21st Performance

1-5 Octaves  
Handbell C-set, 31-1343-1511

Allegro ♩ = 110 Kathleen Wissinger (ASC AP)

© Kathleen Wissinger. All Rights Reserved. Printed in U.S.A.

Copyright © 2015 Kathleen Wissinger. All Rights Reserved. Printed in U.S.A.  
Printed and distributed exclusively by Jethers Handbell Supply. www.HandbellWorld.com

© Kathleen Wissinger


Providence - Wissinger

Providence - Wissinger

2nd Cell Bell

Providence - Wissinger

page(s) of music omitted



ALL  
HARBELL & HARBELL  
MUSIC  
20%  
OFF

\$4  
Shipping  
40<sup>th</sup>  
Anniversary!



**Bonus Music!**

# A Thankful Heart

By Kathleen Wissinger

Belltrees Solo  
for C6-C7 or G5-G6  
(both ranges included)  
Opt. Piano accompaniment

## A THANKFUL HEART

An initial offering in the new "First String Series" (featuring belltree pieces for one octave, more or less), "A Thankful Heart" will become a favorite for its lovely theme and versatility— play it as a simple, poignant belltree solo on 8 bells using either G5-G6 or C6-C7 or add the piano accompaniment for a fuller presentation. All scores are included, with the solo portion removable from the piano score. Other options include playing a 4iH duet or allowing 3 or 4 ringer to play the melody line LV, or even on a solo instrument like oboe or flute. The changing meter perfectly reflects the flow of the melody. Instructions for setting up a belltree are included. Perfect for any time a thoughtful piece is called for.

2-3 octaves Belltree Solo w/Opt Piano  
RE5001

Kathleen Wissinger

Rating: E  
\$5.00



ALL  
HARBELL & HARBOR  
MUSIC  
20%  
OFF

\$4  
Shipping  
40<sup>th</sup>  
Anniversary!



### A Thankful Heart

1 2 3 4 5 6 7 8 9 10 11 12 13 14 15

Copyright © 2015 by Kathleen Wissinger. All rights reserved. Published by Ringing World, Inc. 15000 Ringing World Blvd., Suite 100, Ringing World, CA 94025. Printed in the USA. ISBN 978-1-937070-50-0

16 17 18 19 20 21 22 23 24 25 26 27 28 29 30 31

© Kathleen Wissinger

32 33 34 35 36 37 38 39 40 41 42 43 44 45 46 47

© Kathleen Wissinger

48 49 50 51 52 53 54 55

© Kathleen Wissinger

page(s) of music omitted

**Bonus Music!**

Easy as Middle C 2 or 3 oct. Children's Music Series

**TRUMPET TUNE**

Jeremiah Clarke (arr.) Kathleen Wissinger

Belltree Solo or Duet C6-C7 or G5-G6 (both ranges included)

## TRUMPET TUNE

Part of the "First String" series of belltree pieces of one octave, more or less, Jeremiah Clarke's "Trumpet Tune" is iconic for wedding processions and will also be welcome as a festive note in worship and concert. A solo of medium difficulty, it also offers options for easier duets and an easier single-line solo as well as a 4H duet or small ensemble piece – all using either a 2 or 3 octave range (all scores are included in one folio). This well-crafted arrangement (bright and fully harmonized with a mobile set-up) will prove adaptable to almost any venue or situation, (especially where space may be limited) - even outdoors. An instruction sheet for setting up your belltree is also included.

2-3 octaves Belltree Solo or Duet  
RE5002

Rating: E or MD  
\$5.00

# Trumpet Tune

Jeremiah Clarke arr. by Kathleen Wissinger

Welcome to the magical world of Belltrees!

"Trumpet Tune" was written specifically to be played on a single one-octave belltree with one extra bell, easy to travel with, set up, move around and perform in small or large spaces - even outdoors! Its bright tone, rhythmic melody, and is perfect for use in wedding, concert or worship.

**A number of options are possible using the various settings in the folio:**

1. Play as a belltree solo using either a 2 or 3 octave range or from C6-C7 (3 oct.) range.
2. Play as a duet using and fine-tuning items with notes on two belltrees in the same key.
3. Use Part 1 of the duet as an easy-to-play solo.
4. Ring as a 4H duet or small ensemble from the Solo score in either key.
5. Mix Part 1 of the duet or use it for over another instrument with a C instrument or Part 2 of the duet.

**To string your bells for the belltree:** Fold the lowest bell and thread the next higher bell's handle through the inner bell's handle, and so on. Move up and down a string of 8 bells, the scale crossing over from soprano to alto, then to tenor to highest bell. The crossings should not touch each other or the handles. If needed, add spacer disks, clips or rubber bands to the handles to keep it all properly spaced. Only one string is required for this Musical Instruments piece, with the major 7<sup>th</sup> from F4 to G5 hanging below to any additional bells for the solo - all at the same level as the top note in the string. Use a 5/8 rule interval between the two be 5.

**The usual arrangement of the string** when hung on the belltree stand is with the highest bell sitting on the right-hand side, as shown in the photo. First five pieces will be either C6 or the C7. Use right hand notes to play mostly the bells on the right side of the string and the left hand on the left side - but feel free to cross over as needed for musical effect - and when playing thirds, of course.

**Try to hang the belltree high enough** so the center of the bell string is about shoulder height. Make sure your bell tree stand is secure, weighting down the base with sandbags or extending bass legs with PVC pipes slipped over them. Experiment with different harnesses, rattles in the space you will perform in.

The "First String Series" from Ring Tune Handbell Music focuses on creative belltree pieces using an octave of bells, more or less. Check out tips at [www.HandbellWorld.com](http://www.HandbellWorld.com) to see new releases as well as many other pieces in the Ring Tune catalog.

For an introduction and complete introduction to creating and using belltrees please see A Bell Tree "Keyboard" Manual by Barbara Becker, True O.P. Publishing #101-17.

Book written by  
Kathleen Wissinger  
2015



Stringed Belltree string

## Trumpet Tune (A)

Belltree Solo

Suggested Strung C6 to C7 with Bb6, and Bb behind sept. D7s  
Opt. play melody only first time

Jeremiah Clarke  
arr. Kathleen Wissinger  
© ASCAP

Brightly

1 2 3 4 5 6 7 8 9 10 11 12 13 14 15 16

11 tr

mf

mf

Copyright © 2015 Kathleen Wissinger. All Rights Reserved. Printed in U.S.A.  
Revised and distributed exclusively by Zellerbach Music Supply, www.zellerbachmusic.com

## Trumpet Tune (A) Duet Pt 1

Belltree Duet - Part 1 May be played as a solo

Suggested Strung C6 to C7 with Bb6, and Bb behind sept. D7s  
Opt. play melody only first time

Jeremiah Clarke  
arr. Kathleen Wissinger  
© ASCAP

Brightly

1 2 3 4 5 6 7 8 9 10 11 12 13 14 15 16

mf

mf

Copyright © 2015 Kathleen Wissinger. All Rights Reserved. Printed in U.S.A.  
Revised and distributed exclusively by Zellerbach Music Supply, www.zellerbachmusic.com

## Trumpet Tune (A) Duet Pt 2

Belltree Duet - Part 2

Suggested Strung C6 to C7 with Bb6, and Bb behind sept. D7s  
Opt. play melody only first time

Jeremiah Clarke  
arr. Kathleen Wissinger  
© ASCAP

Brightly

1 2 3 4 5 6 7 8 9 10 11 12 13 14 15 16


mf

mp

mf

Copyright © 2015 Kathleen Wissinger. All Rights Reserved. Printed in U.S.A.  
Revised and distributed exclusively by Zellerbach Music Supply, www.zellerbachmusic.com

page(s) of music omitted



ALL  
HARBELL & HARBELL  
MUSIC  
20%  
OFF

\$4  
Shipping  
40<sup>th</sup>  
Anniversary!



Bonus Music!

# Cool Cats

By Kathleen Wissinger

Two Quartet or Ensemble  
Offered in 2 ranges - C3-C7 or G4-G6  
(all scores included)

## COOL CATS

A cheeky little piece that can be played as a trio (with one 4iH part) or a small ensemble, Cool Cats will add a jazzy touch to your concert. The 4iH part can also be played using a Belltree. You'll need one folio per ringer. Offered in both 2 and 3 octave ranges; four score options are included in one folio to accommodate ringers' scoring preferences and available bell range. Part of the "small gems Series" (ringTrue Handbell Music) featuring solo, duet, trio and small ensemble pieces with flexible performance options.

2-3 octaves Trio/Quartet/Ensemble  
RE6001

Kathleen Wissinger

Rating: E/M  
\$6.00



ALL  
HANDBELL & HARBORNE  
MUSIC  
20%  
OFF

\$4  
Shipping  
40<sup>th</sup>  
Anniversary!




G4-G6

# Cool Cats

for Ella, Kelsey and Ninou

Original Method Solo Part 1  
©K. Wissinger 2015  
www.HandbellWorld.com  
www.KathleenWissinger.com

2 Octaves  
Handbells Used: 17



Brightly. Swing optional



Parts 2, 3 & 4: Click mallet handles of bells 2 and 4 in measures 1-4



Copyright © 2015 Kathleen Wissinger. All Rights Reserved. Printed in U.S.A.  
Produced and distributed exclusively by Jellison Handbell Supply - www.HandbellWorld.com



Cool Cats G4-G6 trio - Wissinger



Cool Cats G4-G6 trio - Wissinger



Cool Cats G4-G6 trio - Wissinger  
page(s) of music omitted

**Bonus Music!**

# No Greater Love

Kathleen Wissinger

For the Redeemer Bingers on their 20<sup>th</sup> Anniversary:  
True proclaimers of Spirit and love through their lives and their music.  
Church of the Redeemer, Mechanicsville, VA 2014

## NO GREATER LOVE

Kathleen Wissinger

The delicate, intricately-woven melodic line of "No Greater Love" will capture your listener's hearts from the start. Perfect for Lenten services as well as for general worship, its carefully scored mart lifts can even evoke the nails on the cross. The mart lifts may be played on an alternate 2 oct. set of bells. Thoughtful yet strong, "No Greater Love" (Level 3, covering 3-5 oct. with optional 3-5 oct. chimes) will be a welcomed addition for any memorial service, dedication, concert or Festival setting.

3-5 octaves w/ Opt 3-5 Oct Handchimes  
RE8001

Level 3  
\$5.00

## No Greater Love

For the Redeemer Bingers on their 20th Anniversary:  
True proclaimers of Spirit and love through their lives and their music.  
Church of the Redeemer, Mechanicsville, VA 2014

Handbells Used: 35, (45), (57)

Optional: 3-4 or 5 Octaves  
Handchimes Used: 26, (29), (33)

Moderato ♩ = 78 Kathleen Wissinger, AMC '17

Copyright © 2015 Kathleen Wissinger. All Rights Reserved. Printed in U.S.A.  
Printed and distributed exclusively by JHS Bell Supply, www.JHSbell.com

No Greater Love • Wissinger


*piu mosso* ♩ = 84

No Greater Love • Wissinger

*Lento* ♩ = 48 *double tempo*

No Greater Love • Wissinger

page(s) of music omitted



ALL  
HARBELL & HARBELL  
MUSIC  
20%  
OFF

\$4  
Shipping  
40<sup>th</sup>  
Anniversary!







Bonus Music!

# SEMPER PARATUS

(ALWAYS READY)

Dedicated to the Men and Women of the United States Coast Guard

By CAPTAIN FRANCIS SALTUS VAN BOSKERCK  
Arranged by Kathleen Wissinger

## SEMPER PARATUS (ALWAYS READY)

Finally! The missing piece for Armed Service tributes and patriotic concerts: "Semper Paratus (Always Ready)" – the U.S. Coast Guard marching song. Skillfully arranged to honor this branch of the armed service, Semper Paratus features a fully orchestrated Level 3 score on 3-7 oct. handbells, with options for 1 or 3 octaves of chimes plus optional scores for countermelody on belltree, C instrument or alternate bell set. An excellent choice for festivals, concerts, school programs and patriotic or military presentations.

3-7 octaves w/ Opt Belltree/Handchimes or C Inst.  
RE8003

arr. Kathleen Wissinger

Level 3  
\$5.00



ALL  
HARMBELL & HARBOR  
MUSIC  
20%  
OFF

# Semper Paratus

(ALWAYS READY) U.S. Coast Guard Hymn

Arrangement by Kathleen Wissinger, MS, AP

Handbell 1 (3 Octaves)

Handbell 2 (3 Octaves)

Handbell 3 (3 Octaves)

Handbell 4 (3 Octaves)

Handbell 5 (3 Octaves)

Handbell 6 (3 Octaves)

Handbell 7 (3 Octaves)

Handbell 8 (3 Octaves)

Handbell 9 (3 Octaves)

Handbell 10 (3 Octaves)

Handbell 11 (3 Octaves)

Handbell 12 (3 Octaves)

Handbell 13 (3 Octaves)

Handbell 14 (3 Octaves)

Handbell 15 (3 Octaves)

Handbell 16 (3 Octaves)

Handbell 17 (3 Octaves)

Handbell 18 (3 Octaves)

Handbell 19 (3 Octaves)

Handbell 20 (3 Octaves)

Handbell 21 (3 Octaves)

Handbell 22 (3 Octaves)

Handbell 23 (3 Octaves)

Handbell 24 (3 Octaves)

Handbell 25 (3 Octaves)

Handbell 26 (3 Octaves)

Handbell 27 (3 Octaves)

Handbell 28 (3 Octaves)

Handbell 29 (3 Octaves)

Handbell 30 (3 Octaves)

Handbell 31 (3 Octaves)

Handbell 32 (3 Octaves)

Handbell 33 (3 Octaves)

Handbell 34 (3 Octaves)

Handbell 35 (3 Octaves)

Handbell 36 (3 Octaves)

Handbell 37 (3 Octaves)

Handbell 38 (3 Octaves)

Handbell 39 (3 Octaves)

Handbell 40 (3 Octaves)

Handbell 41 (3 Octaves)

Handbell 42 (3 Octaves)

Handbell 43 (3 Octaves)

Handbell 44 (3 Octaves)

Handbell 45 (3 Octaves)

Handbell 46 (3 Octaves)

Handbell 47 (3 Octaves)

Handbell 48 (3 Octaves)

Handbell 49 (3 Octaves)

Handbell 50 (3 Octaves)

Handbell 51 (3 Octaves)

Handbell 52 (3 Octaves)

Handbell 53 (3 Octaves)

Handbell 54 (3 Octaves)

Handbell 55 (3 Octaves)

Handbell 56 (3 Octaves)

Handbell 57 (3 Octaves)

Handbell 58 (3 Octaves)

Handbell 59 (3 Octaves)

Handbell 60 (3 Octaves)

Handbell 61 (3 Octaves)

Handbell 62 (3 Octaves)

Handbell 63 (3 Octaves)

Handbell 64 (3 Octaves)

Handbell 65 (3 Octaves)

Handbell 66 (3 Octaves)

Handbell 67 (3 Octaves)

Handbell 68 (3 Octaves)

Handbell 69 (3 Octaves)

Handbell 70 (3 Octaves)

Handbell 71 (3 Octaves)

Handbell 72 (3 Octaves)

Handbell 73 (3 Octaves)

Handbell 74 (3 Octaves)

Handbell 75 (3 Octaves)

Handbell 76 (3 Octaves)

Handbell 77 (3 Octaves)

Handbell 78 (3 Octaves)

Handbell 79 (3 Octaves)

Handbell 80 (3 Octaves)

Handbell 81 (3 Octaves)

Handbell 82 (3 Octaves)

Handbell 83 (3 Octaves)

Handbell 84 (3 Octaves)

Handbell 85 (3 Octaves)

Handbell 86 (3 Octaves)

Handbell 87 (3 Octaves)

Handbell 88 (3 Octaves)

Handbell 89 (3 Octaves)

Handbell 90 (3 Octaves)

Handbell 91 (3 Octaves)

Handbell 92 (3 Octaves)

Handbell 93 (3 Octaves)

Handbell 94 (3 Octaves)

Handbell 95 (3 Octaves)

Handbell 96 (3 Octaves)

Handbell 97 (3 Octaves)

Handbell 98 (3 Octaves)

Handbell 99 (3 Octaves)

Handbell 100 (3 Octaves)

SEMPER PARATUS (ALWAYS READY)  
By CAPTAIN FRANCIS SALTUS VAN BOSKERCK  
© 1938 (Renewed) WB MUSIC CORP.  
This Arrangement © 2014 WB MUSIC CORP.  
All Rights Reserved - Used by Permission of ALFRED MUSIC

Printed in the U.S.A. and distributed exclusively by Alfred Music Publishing, www.alfredworld.com

3

## Semper Paratus

For the Men and Women of the U.S. Coast Guard

Briskly 1/4 = 96 - 110

Handbell 1 (3 Octaves)

Handbell 2 (3 Octaves)

Handbell 3 (3 Octaves)

Handbell 4 (3 Octaves)

Handbell 5 (3 Octaves)

Handbell 6 (3 Octaves)

Handbell 7 (3 Octaves)

Handbell 8 (3 Octaves)

Handbell 9 (3 Octaves)

Handbell 10 (3 Octaves)

Handbell 11 (3 Octaves)

Handbell 12 (3 Octaves)

Handbell 13 (3 Octaves)

Handbell 14 (3 Octaves)

Handbell 15 (3 Octaves)

Handbell 16 (3 Octaves)

Handbell 17 (3 Octaves)

Handbell 18 (3 Octaves)

Handbell 19 (3 Octaves)

Handbell 20 (3 Octaves)

Handbell 21 (3 Octaves)

Handbell 22 (3 Octaves)

Handbell 23 (3 Octaves)

Handbell 24 (3 Octaves)

Handbell 25 (3 Octaves)

Handbell 26 (3 Octaves)

Handbell 27 (3 Octaves)

Handbell 28 (3 Octaves)

Handbell 29 (3 Octaves)

Handbell 30 (3 Octaves)

Handbell 31 (3 Octaves)

Handbell 32 (3 Octaves)

Handbell 33 (3 Octaves)

Handbell 34 (3 Octaves)

Handbell 35 (3 Octaves)

Handbell 36 (3 Octaves)

Handbell 37 (3 Octaves)

Handbell 38 (3 Octaves)

Handbell 39 (3 Octaves)

Handbell 40 (3 Octaves)

Handbell 41 (3 Octaves)

Handbell 42 (3 Octaves)

Handbell 43 (3 Octaves)

Handbell 44 (3 Octaves)

Handbell 45 (3 Octaves)

Handbell 46 (3 Octaves)

Handbell 47 (3 Octaves)

Handbell 48 (3 Octaves)

Handbell 49 (3 Octaves)

Handbell 50 (3 Octaves)

Handbell 51 (3 Octaves)

Handbell 52 (3 Octaves)

Handbell 53 (3 Octaves)

Handbell 54 (3 Octaves)

Handbell 55 (3 Octaves)

Handbell 56 (3 Octaves)

Handbell 57 (3 Octaves)

Handbell 58 (3 Octaves)

Handbell 59 (3 Octaves)

Handbell 60 (3 Octaves)

Handbell 61 (3 Octaves)

Handbell 62 (3 Octaves)

Handbell 63 (3 Octaves)

Handbell 64 (3 Octaves)

Handbell 65 (3 Octaves)

Handbell 66 (3 Octaves)

Handbell 67 (3 Octaves)

Handbell 68 (3 Octaves)

Handbell 69 (3 Octaves)

Handbell 70 (3 Octaves)

Handbell 71 (3 Octaves)

Handbell 72 (3 Octaves)

Handbell 73 (3 Octaves)

Handbell 74 (3 Octaves)

Handbell 75 (3 Octaves)

Handbell 76 (3 Octaves)

Handbell 77 (3 Octaves)

Handbell 78 (3 Octaves)

Handbell 79 (3 Octaves)

Handbell 80 (3 Octaves)

Handbell 81 (3 Octaves)

Handbell 82 (3 Octaves)

Handbell 83 (3 Octaves)

Handbell 84 (3 Octaves)

Handbell 85 (3 Octaves)

Handbell 86 (3 Octaves)

Handbell 87 (3 Octaves)

Handbell 88 (3 Octaves)

Handbell 89 (3 Octaves)

Handbell 90 (3 Octaves)

Handbell 91 (3 Octaves)

Handbell 92 (3 Octaves)

Handbell 93 (3 Octaves)

Handbell 94 (3 Octaves)

Handbell 95 (3 Octaves)

Handbell 96 (3 Octaves)

Handbell 97 (3 Octaves)

Handbell 98 (3 Octaves)

Handbell 99 (3 Octaves)

Handbell 100 (3 Octaves)

12

13

14 *sf*

15

16

17

18

19

20

21

22

23

Handbell 1 (3 Octaves)

Handbell 2 (3 Octaves)

Handbell 3 (3 Octaves)

Handbell 4 (3 Octaves)

Handbell 5 (3 Octaves)

Handbell 6 (3 Octaves)

Handbell 7 (3 Octaves)

Handbell 8 (3 Octaves)

Handbell 9 (3 Octaves)

Handbell 10 (3 Octaves)

Handbell 11 (3 Octaves)

Handbell 12 (3 Octaves)

Handbell 13 (3 Octaves)

Handbell 14 (3 Octaves)

Handbell 15 (3 Octaves)

Handbell 16 (3 Octaves)

Handbell 17 (3 Octaves)

Handbell 18 (3 Octaves)

Handbell 19 (3 Octaves)

Handbell 20 (3 Octaves)

Handbell 21 (3 Octaves)

Handbell 22 (3 Octaves)

Handbell 23 (3 Octaves)

Handbell 24 (3 Octaves)

Handbell 25 (3 Octaves)

Handbell 26 (3 Octaves)

Handbell 27 (3 Octaves)

Handbell 28 (3 Octaves)

Handbell 29 (3 Octaves)

Handbell 30 (3 Octaves)

Handbell 31 (3 Octaves)

Handbell 32 (3 Octaves)

Handbell 33 (3 Octaves)

Handbell 34 (3 Octaves)

Handbell 35 (3 Octaves)

Handbell 36 (3 Octaves)

Handbell 37 (3 Octaves)

Handbell 38 (3 Octaves)

Handbell 39 (3 Octaves)

Handbell 40 (3 Octaves)

Handbell 41 (3 Octaves)

Handbell 42 (3 Octaves)

Handbell 43 (3 Octaves)

Handbell 44 (3 Octaves)

Handbell 45 (3 Octaves)

Handbell 46 (3 Octaves)

Handbell 47 (3 Octaves)

Handbell 48 (3 Octaves)

Handbell 49 (3 Octaves)

Handbell 50 (3 Octaves)

Handbell 51 (3 Octaves)

Handbell 52 (3 Octaves)

Handbell 53 (3 Octaves)

Handbell 54 (3 Octaves)

Handbell 55 (3 Octaves)

Handbell 56 (3 Octaves)

Handbell 57 (3 Octaves)

Handbell 58 (3 Octaves)

Handbell 59 (3 Octaves)

Handbell 60 (3 Octaves)

Handbell 61 (3 Octaves)

Handbell 62 (3 Octaves)

Handbell 63 (3 Octaves)

Handbell 64 (3 Octaves)

Handbell 65 (3 Octaves)

Handbell 66 (3 Octaves)

Handbell 67 (3 Octaves)

Handbell 68 (3 Octaves)

Handbell 69 (3 Octaves)

Handbell 70 (3 Octaves)

Handbell 71 (3 Octaves)

Handbell 72 (3 Octaves)

Handbell 73 (3 Octaves)

Handbell 74 (3 Octaves)

Handbell 75 (3 Octaves)

Handbell 76 (3 Octaves)

Handbell 77 (3 Octaves)

Handbell 78 (3 Octaves)

Handbell 79 (3 Octaves)

Handbell 80 (3 Octaves)

Handbell 81 (3 Octaves)

Handbell 82 (3 Octaves)

Handbell 83 (3 Octaves)

Handbell 84 (3 Octaves)

Handbell 85 (3 Octaves)

Handbell 86 (3 Octaves)

Handbell 87 (3 Octaves)

Handbell 88 (3 Octaves)

Handbell 89 (3 Octaves)

Handbell 90 (3 Octaves)

Handbell 91 (3 Octaves)

Handbell 92 (3 Octaves)

Handbell 93 (3 Octaves)

Handbell 94 (3 Octaves)

Handbell 95 (3 Octaves)

Handbell 96 (3 Octaves)

Handbell 97 (3 Octaves)

Handbell 98 (3 Octaves)

Handbell 99 (3 Octaves)

Handbell 100 (3 Octaves)

24

25

26

27

28

29

30

31

32

33

Handbell 1 (3 Octaves)

Handbell 2 (3 Octaves)

Handbell 3 (3 Octaves)

Handbell 4 (3 Octaves)

Handbell 5 (3 Octaves)

Handbell 6 (3 Octaves)

Handbell 7 (3 Octaves)

Handbell 8 (3 Octaves)

Handbell 9 (3 Octaves)

Handbell 10 (3 Octaves)

Handbell 11 (3 Octaves)

Handbell 12 (3 Octaves)

Handbell 13 (3 Octaves)

Handbell 14 (3 Octaves)

Handbell 15 (3 Octaves)

Handbell 16 (3 Octaves)

Handbell 17 (3 Octaves)

Handbell 18 (3 Octaves)

Handbell 19 (3 Octaves)

Handbell 20 (3 Octaves)

Handbell 21 (3 Octaves)

Handbell 22 (3 Octaves)

Handbell 23 (3 Octaves)

Handbell 24 (3 Octaves)

Handbell 25 (3 Octaves)

Handbell 26 (3 Octaves)

Handbell 27 (3 Octaves)

Handbell 28 (3 Octaves)

Handbell 29 (3 Octaves)

Handbell 30 (3 Octaves)

Handbell 31 (3 Octaves)

Handbell 32 (3 Octaves)

Handbell 33 (3 Octaves)

Handbell 34 (3 Octaves)

Handbell 35 (3 Octaves)

Handbell 36 (3 Octaves)

Handbell 37 (3 Octaves)

Handbell 38 (3 Octaves)

Handbell 39 (3 Octaves)

Handbell 40 (3 Octaves)

Handbell 41 (3 Octaves)

Handbell 42 (3 Octaves)

Handbell 43 (3 Octaves)

Handbell 44 (3 Octaves)

Handbell 45 (3 Octaves)

Handbell 46 (3 Octaves)

Handbell 47 (3 Octaves)

Handbell 48 (3 Octaves)

Handbell 49 (3 Octaves)

Handbell 50 (3 Octaves)

Handbell 51 (3 Octaves)

Handbell 52 (3 Octaves)

Handbell 53 (3 Octaves)

Handbell 54 (3 Octaves)

Handbell 55 (3 Octaves)

Handbell 56 (3 Octaves)

Handbell 57 (3 Octaves)

Handbell 58 (3 Octaves)

Handbell 59 (3 Octaves)

Handbell 60 (3 Octaves)

Handbell 61 (3 Octaves)

Handbell 62 (3 Octaves)

Handbell 63 (3 Octaves)

Handbell 64 (3 Octaves)

Handbell 65 (3 Octaves)

Handbell 66 (3 Octaves)

Handbell 67 (3 Octaves)

Handbell 68 (3 Octaves)

Handbell 69 (3 Octaves)

Handbell 70 (3 Octaves)

Handbell 71 (3 Octaves)

Handbell 72 (3 Octaves)

Handbell 73 (3 Octaves)

Handbell 74 (3 Octaves)

Handbell 75 (3 Octaves)

Handbell 76 (3 Octaves)

Handbell 77 (3 Octaves)

Handbell 78 (3 Octaves)

Handbell 79 (3 Octaves)

Handbell 80 (3 Octaves)

Handbell 81 (3 Octaves)

Handbell 82 (3 Octaves)

Handbell 83 (3 Octaves)

Handbell 84 (3 Octaves)

Handbell 85 (3 Octaves)

Handbell 86 (3 Octaves)

Handbell 87 (3 Octaves)

Handbell 88 (3 Octaves)

Handbell 89 (3 Octaves)

Handbell 90 (3 Octaves)

Handbell 91 (3 Octaves)

Handbell 92 (3 Octaves)

Handbell 93 (3 Octaves)

Handbell 94 (3 Octaves)

Handbell 95 (3 Octaves)

Handbell 96 (3 Octaves)

Handbell 97 (3 Octaves)

Handbell 98 (3 Octaves)

Handbell 99 (3 Octaves)

Handbell 100 (3 Octaves)

\* Notes may substitute bell tree for bell set or chime set.

page(s) of music omitted

\$4  
Shipping  
40<sup>th</sup>  
Anniversary!



**Bonus Music!**



# SAKURA I

arr. Kathleen Wissinger


Beginning ringers will love presenting this grand piece based on a beloved Japanese folk song. Melody is played in block chords throughout, allowing all to practice good ringing stroke and damping skills. Children may wish to sing with the first verse (text is included). Part of the "Class ring Series" (ring True Handbell Music) which offers carefully crafted concert scores that teach specific skills, making them worthy of classroom time as well. Also compatible with Sakura II (a Level 2 version), Sakura I is ideal to showcase multiple grades in a school program or as an all-inclusive piece in a multi-level Festival setting.

**3 or 5 octaves Handbells or Handchimes**  
**RE30011**

**Level 1**  
**\$4.00**

## Sakura I

for Handbells or Chimes




Note: C#10 may be played on chimes


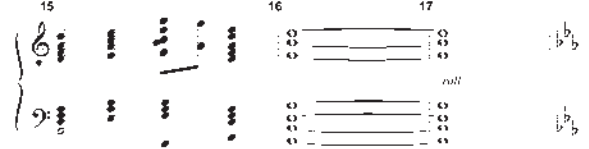

Japanese folk song  
arr. Kathleen Wissinger, ASC AP

Gently




*mf*



Copyright © 2015 Kathleen Wissinger. All Rights Reserved. Printed in U.S.A.  
Distributed and distributed exclusively by James Handbell Supply, www.HandbellSupply.com



Sakura I, Wissinger



Sakura I, Wissinger



**ALL**  
HANDBELL & HANDCHIME  
**MUSIC**  
**20% OFF**

**\$4**  
Shipping  
**40<sup>th</sup>**  
Anniversary!



**Bonus Music!**




# SAKURA II

arr. Kathleen Wissinger

This enchanting Japanese folk song will inspire your ringers. A fine teaching piece for matching ringing strokes on chords and playing melodic 8th note lines with balanced tone and rhythm – as both clefs play each part in turn. Bold and full, Sakura II will become a favorite concert or Festival piece whether played alone or paired with other ringing ensembles playing Sakura I (a compatible Level 1 version). Part of the “Class ring Series” (ring True Handbell Music) which offers carefully crafted concert scores that teach specific skills, making them worthy of classroom time as well.

**3 or 5 octaves Handbells or Handchimes**  
RE30012

**Level 2**  
\$4.00



**ALL**  
HANDBELL & HANDBELLS  
**MUSIC**  
**20% OFF**

**\$4**  
Shipping  
**40<sup>th</sup>**  
Anniversary!



*Sakura II*  
for Handbells or Chimes

Level 2 (L210)

Notes: C, F, Bb may be played on chimes

Japanese folk tune  
arr. Kathleen Wissinger, ABCM<sup>®</sup>

Gently *mf*

Copyright © 2015 Kathleen Wissinger. All Rights Reserved. Printed in U.S.A.  
Distributed and sold exclusively by JHS Bell Supply, www.HandbellGold.com

9 10 11 2

12 13 14

15 16 17

18 *mf*  
in tempo

19 20

*rit*

*rit*

Kathleen H. Wissinger

3

21 22 23

24 25 26

27 28 29

30 31 32

*rit*

Kathleen H. Wissinger

7 98009 18201 4

Bonus Music!

Level 1/2 RE 2302 Kathleen Wissinger

# Matinata I & II



by Kathleen Wissinger

Two Compatible L2 Scores with up to six L1 positions  
+ Opt. L1 Bass 4/5<sup>th</sup> oct. score  
Compatible with L2 Matinata III (RE 3023)  
(Same score but NOT compatible with Morning Song RE2302AB)

## MATINATA I & II

“Split-Level” pieces for Level 1 and 2 ringers - Just what you've been waiting for! The innovative “Split-Level Series” features Level 2 pieces with specific Level 1 positions, to seamlessly integrate new or beginning ringers into an established group; also useful for multiple-grade ensembles in schools and multi-level Festivals. Please note: Morning Song A&B (RE2302AB) is the same tune as Matinata I, II & III but is set in different keys – so neither Morning Song A nor Morning Song B are compatible with any Matinata settings. All three Matinata settings ARE compatible.

*continued on page 62*

Kathleen Wissinger

### Split-Level Series

Established ringing groups with different levels of experience among members – classes in which younger ringers join an experienced group each year – or an established group welcoming new ringers into the fold, or simply a group of mixed abilities in which everyone wants to be successful – or even a L2 group with some easy L1 positions. A core of ringing positions in Level 2 (1/2) and other specific positions are Level 1 (1/1). In addition, these are simply fun pieces for any L2 group to play.

*Matinata* is presented in three different versions for flexibility. *Two scores work on all compatible* Select the setting that best suits your ringers' needs. These versions feature core L2 ringing positions and options for from zero to six Level 1 positions. All three scores include an optional L1 Bass score for C3-14 for more flexibility. Canon Exercises are also included to teach rhythms and techniques.

**Matinata I (3-5 net.)** (RE23012) has a core of five Level 2 ringers from C4-E5. These Level 2 ringers handle the melodic line and all 8th notes. The remaining L1 positions (5-C\*) are optional and can be added as needed. I suggest you add positions from the core upward.

For example, if you have 2 new ringers, they can ring 15658 until this position first and A5B5 – One more L1 ringer can be added at C3B3, and so on.

**Matinata II (3-5 net.)** (also RE23012) works similarly, except its core L2 positions include C6-C\*, leaving 15G5 and A5B5 as the two available L1 positions.

**Matinata III (3-5 net.)** (RE30023) includes all ringers on L2 positions, and, because the second “B” section is embellished, does not employ a repeat – but plays straight through. Measure numbers to comply with the other scores are included (#12, #13, etc.).

Note: “Morning Song A/B” – another offering in the Class Ring and Split Level Series – is the same melody and general layout as “Matinata,” but it is set in two additional different keys (D and Ab) to offer 2, 3, 4, and 5 oct. option and additional variety of L1 positions in the bass clef range. These two scores are not compatible with each other, nor are they compatible with any Matinata scores.

Some Split Level pieces offer learning scores in a reproducible Master format for beginning ringers starting with very easy L1 scores with whole and half notes, moving to L1 scores with quarter notes, and on to L1-4 scores as articulations are added. Ringers may perform from any one of these versions. Check the Jethers website [www.HandbellWorld.com](http://www.HandbellWorld.com) to see what's currently available.

I have learned from some of the best pedagogues in the handbell world that all ringers can play successfully and confidently when they are properly trained and given music they can understand. Split Level pieces have proven time and again in both classroom and rehearsal to be an excellent resource to develop confident capable ringers.

With my best wishes, Kathleen Wissinger [ringtimeMusic.com](http://ringtimeMusic.com)

### Class Ring Series

One more note on Matinata and Morning Song – they are created for specific ringing ease to teach 8th notes. For further success among students, all 8th note pairs in these pieces are played within a usual ringing position – so all ringers will play “1 and” or “2 and” or “3 and” or “5 and” – but never “6 and” or “7 and” or “8 and” – which is a more complex rhythmic skill. See the Tritium Exercise sheet provided.

© Copyright © 2015 Kathleen Wissinger. All Rights Reserved. Printed in U.S.A.  
Printed and distributed exclusively by Jethers Music Company [www.HandbellWorld.com](http://www.HandbellWorld.com)

For Ringers: Matinata, Matinata, Matinata, Matinata – RE 2302

2

# Matinata I

Split Level Series - Zero to six L1 positions - 15:17

3 Measures: C4-E5 + opt. 15-C\* (Opt. Bb5, Bb6)  
Handbells used: 11 - 23 (25)

© Copyright © 2015 Kathleen Wissinger. All Rights Reserved. Printed in U.S.A.  
Printed and distributed exclusively by Jethers Music Company [www.HandbellWorld.com](http://www.HandbellWorld.com)

\* Optional – omit Bb5 and Bb6

Matinata I - Wissinger

\* Chimes may RT for start and Vib for cello

Matinata I - Wissinger



ALL HANDBELL & HANDBEL MUSIC 20% OFF

\$4 Shipping 40th Anniversary!



continued from page 61

"Split-Level" pieces for Level 1 and 2 ringers - Just what you've been waiting for! Matinata's sprightly melody centers on a core of 5 or 9 L2 ringers using 8th notes, while the L1 positions (from zero to 6 ringers in Matinata I - and 2 ringers in Matinata II) invite newer ringers to confidently play with simpler chords and quarter notes. Offered in 2 compatible settings for 3-5 octaves to allow flexible assigning of your L1 ringers to select the best range for them. (Matinata III (RE30023), a separate version with all L2 positions, is also compatible with Matinata I and II.) A variety of techniques are used in appropriate ranges, and a Unison Exercise sheet is included to prepare your ringers

For Ringers: Matinata II, Matinata III, Matinata IV - RE30023

# Matinata II

Split-Level Series for 11 ringers, 1-4-9-5

3 Octaves: C4-L5 (opt. F5-C7) (opt. Bb5 and Bb6)  
Handbells: C (opt. H) - 231251

Brightly ♩ = 110

Kuller/Wessinger  
VSL/APS

Copyright © 2015 Kuller/Wessinger. All Rights Reserved. Printed in U.S.A.  
Printed and distributed exclusively by JHS Bell Supply, www.jhsbell.com

7

Matinata II - Wessinger

ALL  
HARDBELL & HANDBELL  
MUSIC  
20%  
OFF

\$4  
Shipping  
40<sup>th</sup>  
Anniversary!

Matinata II - Wessinger

## 9 Eighth Note Pairs - Unison Exercise

These unison exercises will prepare ringers for the rhythms, patterns and techniques they will encounter in Matinata. Assign everyone's left hand bell to the spine note, and everyone's right hand bell to the line note (Notes names do not matter). Everyone counts and rings the same measure at the same time. To make it sound better, try assigning a C, E, G or Bb-triading a C♯ chord to the left hand and a sharp of F to the right hand (making a pentatonic chord). Starting lightly, at first allows ringers to hear themselves and self-correct (finding problems). Lines B and C introduce the techniques required. Line D requires ringers to count and read part notes that are not theirs, and Line E shows how to follow stem directions in double voicing. You can quickly draw these exercises on a white board to encourage confident mastery of these skills.

A Basic 8th notes

B

C Techniques

D "Not my notes"

E Double voicing

Copyright © 2015 Kuller/Wessinger. All Rights Reserved. Printed in U.S.A.  
Printed and distributed exclusively by JHS Bell Supply, www.jhsbell.com

page(s) of music omitted

**Bonus Music!**



By Kathleen Wissinger

Compatible with *Matinata I & II* (RE23012)  
(Some new but NOT compatible with *Morning Song* RE23028)

continued from page 62

for the rhythms and techniques used in the piece. Of special note: All 8th note pairs in *Matinata* are rung by individual ringers, making the 8th notes much easier to count and ring.

**Matinata I & II: RE230312** 3-5 Octaves Handbells or Handchimes— Level 1/2

\$5.00

**Matinata III: RE30023** 3-5 Octaves Handbells or Handchimes— Level 2

\$5.00

### Split-Level Series

gets mixed ringing groups with different levels of experience among members. Class in which younger ringers join an experienced group each year - or an upcoming new ringer into the fold, or simply a group of mixed abilities in which everyone is successful - or even a 1:2 group with some easy LH positions. A core of ringing positions (e.g. level 2 LH) and other specific positions are 1:1 (LH). In addition, these are simply fun pieces for any 1:2 group to play.

*Matinata* is presented in three different versions for flexibility. *These three scores are all compatible.* Select the setting that best suits your ringers' needs. These versions feature core 1:1 level 2 ringing positions and options for from zero to six Level 1 positions. All three scores include an optional LH Bass score for C3-F4 for more flexibility. Unison Exercises are also included to teach rhythms and techniques.

*Matinata I (3-5 oct.)* (RE230312) has a core of five Level 2 ringers from C4-F5. These Level 2 ringers handle the melodic line and all RH notes. The remaining LH positions (F5-C7) are optional and can be added as needed. I suggest you add variety of LH positions from the core upward.

For example, if you have 2 new ringers, they can ring F5G5 (fill this position first) and ASB5. One more LH ringer can be added at C6D6 - and so on.

*Matinata II (3-5 oct.)* (RE230312) works similarly, except its core 1:2 positions include C6-C7, leaving F5G5 and ASB5 as the two available LH positions.

*Matinata III (3-5 oct.)* (RE30023) includes all ringers in 1:2 positions, and, because the second "B" section is embellished, does not employ a repeat - but plays straight through. Measure numbers to comply with the other scores are included (12, 13, etc.).

Note: "*Morning Song AB*" - another offering in Class ring and Split-Level Series - is the same melody and general layout as "*Matinata*," but it is set in two additional different keys (D and A) to offer 2, 3 oct and 3 oct, option and additional variety of LH positions in the bass clef range. These two scores are not compatible with each other, nor are they compatible with any *Matinata* scores.

Some Split-Level pieces offer learning scores in a reproducible Master format for beginning ringers - starting with very easy LH scores with whole and half notes, moving to LH scores with quarter notes, and on to LH scores with articulations are added. Ringers may perform from any one of these versions. Check the Jeffers website [www.HandbellWorld.com](http://www.HandbellWorld.com) to see what's currently available.

I have learned from some of the best pedagogues in the handbell world that all ringers can play successfully and confidently when they are properly trained and given music they can understand. Split-Level pieces have proven time and again in both classroom and rehearsal to be an excellent resource to develop confident capable ringers.

With my best wishes, Kathleen Wissinger [ring@TrueMusicWorld.com](mailto:ring@TrueMusicWorld.com)

### Class ring Series

One more note on *Matinata* and *Morning Song* - they are created for specific ringing core to reach 8th notes. To further assure ringing success, all 8th note pairs in these pieces are played within a usual ringing position - so all ringers will play "1 and" or "2 and" or "3 and" - but never "1 and 1" or "1 and 2" - which is a more complex rhythmic skill. See the Unison Exercise sheet provided.

### Eighth Note Pairs - Unison Exercise

2

These unison exercises will prepare ringers for the rhythms, patterns and techniques they will encounter in *Matinata*. Assign everyone's left hand bell to the space note, and everyone's right hand bell to the line note. Notes in pairs do not matter. Everyone counts and rings the same measure at the same time. To make it sound better, try assigning a C4-C5 on LH (making a C5 Chord) to the left hand, and a Sharp of LH to the right hand (making a pentatonic chord). Making lightly, at first allows ringers to hear themselves and self correct (tying problems). Lines B and C introduce the techniques required. Line D requires ringers to count and read just notes that are not theirs, and Line E shows how to follow stem directions in double swinging. You can quickly draw these exercises out a white board to encourage confident mastery of these skills.

**A** Basic 8th notes

**B**

**C** Techniques

**D** "Not my notes"

**E** Double swinging

Copyright © 2015 Kathleen Wissinger. All Rights Reserved. Printed in the USA.  
HandbellWorld.com. Created and owned by Kathleen Wissinger. Supply your own handbells.

3 For Ringing *Matinata III* (Handbell, 3-5 Octaves) RE30023

## Matinata III

All 1:2 Positions

3 Octaves: C4-F5 + opt. F5-C7  
Handbells Used: 11-25

For a performance option, see *Revised Measures 12-27* and *Play step by step* at [M.H.W.com](http://M.H.W.com)

Version 1.0 (3/2015)

page(s) of music omitted

ALL  
HANDBELL & HANDCHIME  
MUSIC  
20%  
OFF

\$4  
Shipping  
40th  
Anniversary!



Copyright © 2015 Kathleen Wissinger. All Rights Reserved. Printed in the USA.  
HandbellWorld.com. Created and owned by Kathleen Wissinger. Supply your own handbells.



PO Box 1728 • Irmo, SC 29063-1728  
 (803) 781-0555 • Fax: (803) 781-3020  
 email: support@jhsbell.com • www.HandbellWorld.com

**1-800-547-2355 • www.HandbellWorld.com**



PRSRD STD  
 U.S. POSTAGE  
 PAID  
 IRMO, SC  
 29063  
 PERMIT NO 22

JHS0615

<input type="checkbox"/> Bill Account	
<input type="checkbox"/> Check Enclosed	
<input type="checkbox"/> Purchase Order    Customer PO#:	
<input type="checkbox"/> Credit Card	
<input type="checkbox"/> Visa	<input type="checkbox"/> Amex
<input type="checkbox"/> MCard	<input type="checkbox"/> Discover
Name on Card	
Signature	
Card #	Exp

**SHIP TO**

Name: \_\_\_\_\_  
 Attn: \_\_\_\_\_  
 Address: \_\_\_\_\_  
 City: \_\_\_\_\_ State: \_\_\_\_\_ Zip: \_\_\_\_\_  
 Phone: \_\_\_\_\_ Ext: \_\_\_\_\_

STOCK #	TITLE	LEVEL	OCT.	ADD. INFO	ARRANGER	QTY.	UNIT PRICE	JEFFERS PRICE	TOTAL PRICE
MRRHB0067	Manger Lullaby		3-4	Solo HB w/ piano/ Opt. Flute and/or Violin	Morris		\$5.95	\$4.76	
MCP7062	Deck the Halls	1	3	Handbells or Handchimes	Mitchell		\$4.50	\$3.60	
MHM01091	Morning Has Broken	1	4		Smoke		\$3.25	\$2.60	
MCP7063	Oh, Come, Little Children	1	3	Handbells or Handchimes/ Opt. Flute	Robert		\$4.50	\$3.60	
MRW8245	Holy Manna	2	2-5	Opt. 2 Oct. Handchimes	Hanson		\$3.75	\$3.00	
MJHS9526	Coventry Carol	2	3-5	w/ Violin or C-Instrument	Hall		\$5.50	\$4.40	
MRP7522	10,000 Reasons	2	3-5		Ingram		\$4.95	\$3.96	
MRO3334	Worship the King	2	2-3	Handbells or Handchimes	Ingram		\$4.50	\$3.60	
MJHS9530	Blessed Jesus, At Thy Word	2	3-5		McChesney		\$3.75	\$3.00	
MRO3332	The Bells of Christmas	2	3-5	Opt. 3 Oct. Handchimes	Mazzatenta		\$4.50	\$3.60	
MRP7529	Be Exalted, O God	2	3-5		Edwards		\$4.95	\$3.96	
MHM01090	Be Thou My Vision	2	4		Thompson/Smoke		\$3.25	\$2.60	
MRW8244	The Son of Mary	2+	3-5		McChesney		\$3.75	\$3.00	
MRRBL5073	The Virgin Mary Had a Baby Boy	3-	3-5		Ingram		\$4.50	\$3.60	
MRO3333	Bring a Torch, Jeanette, Isabella	3-	3-5	Opt. 2 Oct. Handchimes/ Opt. Flute	Morris		\$5.50	\$4.40	
MRP7530	I Heard the Bells on Christmas Day	3-	3-5		Ingram		\$4.95	\$3.96	
MJHS9523	Gloria Fanfare	3	3-7		Moklebus		\$3.75	\$3.00	
MJHS9528	Eleanor Rigby	3	3-5	Opt. 3 Oct. Handchimes	Mallory		\$4.95	\$3.96	
MJHS9517	Do You Hear What I Hear?			Solo HB w/ Keyboard Accomp.	McChesney		\$5.95	\$4.76	
MJHS9471	Do You Hear What I Hear?	3	3-7	Full Choir Version	McChesney		\$4.25	\$3.40	
MRRBL5074	The Twelve Days After Christmas	3	3 or 5	w/ Vocal Solo	Waldrop		\$5.95	\$4.76	
MFBFH1007	Playera	3+	3-5		Vanderweit		\$4.50	\$3.60	
MJHS9524	All I Want for Christmas is You	3+	3-6	Opt. 2-3 Oct. Handchimes	Mallory		\$5.95	\$4.76	
MJHS9525	Love Came Down at Christmas	4	3-7	w/ Percussion	Moklebus		\$5.95	\$4.76	
MRRG5017	Carol of the Latin Bells	4	3-7	Opt. Claves	Roberts		\$4.50	\$3.60	
MJHS9527	Don't Stop Believin'	4+	5-7		Burt		\$5.95	\$4.76	